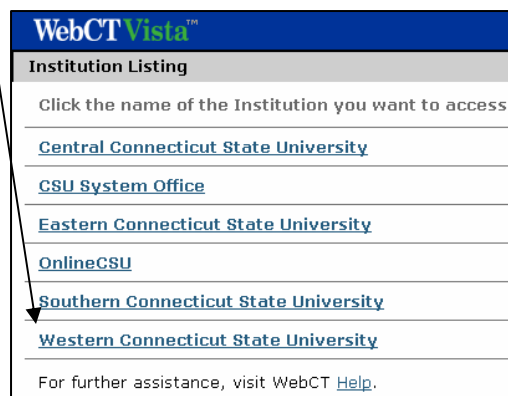
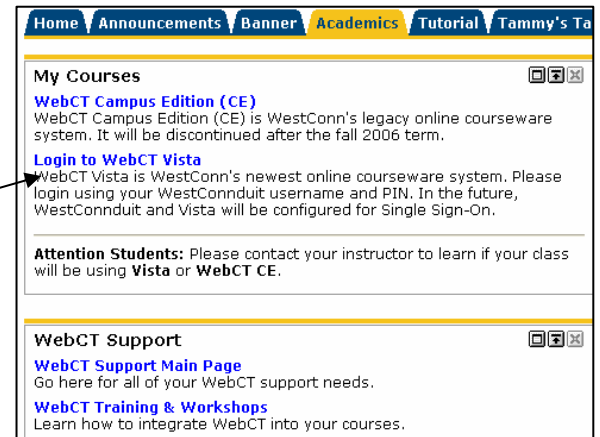



Logging into Vista

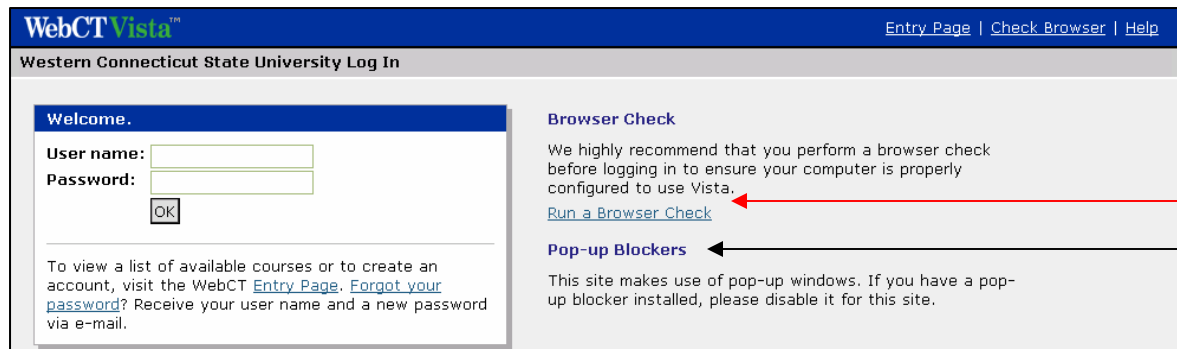
1. Open a Web browser and go to WestConn's homepage (www.wcsu.edu) and click the WestConnduit link.
2. Log into WestConnduit with your username (Windows username) and password (Banner PIN).
3. Click the **Academic Tools** tab.
4. Click the **Login to Blackboard Vista** link.
5. Select the **Western Connecticut State University** institution.



6. Click the **Log In** button.



7. Enter your WestConn Windows Account **User name** and **Password**. Click **OK**.



Notes:

It is highly recommend that you perform a browser check before logging into Vista to ensure your computer is properly configured to use Vista.

The Vista site makes use of pop-up windows. If you have a pop-up blocker installed, please disable it for this site.

8. The courses you are teaching/taking will appear in the Course List channel.