

WestConn BASEBALL



Seniors: Michael Baccaro and Billy Armstrong



2011 Media Guide

2011 WestConn Baseball

This is WestConn



Westside Campus Center

we design our degree curricula around a strategic blend of foundation courses that define their disciplines and state-of-the-art courses that derive from an ever-evolving body of knowledge. Faculty first; all else follows. The University offers 37 undergraduate programs and 17 master's degree programs. The already low cost to students may be supplemented by financial aid, which is used by 40% of all full-time students. Western has approximately 7,000 students, approximately 4,500 of them full-time undergraduates. Western has six residence halls offering co-educational and apartment-style living, which provide housing for almost 30% of undergraduates. The Housing Office will assist in making housing arrangements in the Danbury area.

Athletics and Clubs

The 79,000-square-foot William A. O'Neill Athletic and Convocation Center opened in January of 1995. In 2005, the Westside Athletic Complex opened on the Westside campus. The WAC features a state-of-the-art SprintTurf surface, seating for 2,500, offices for coaches, a training and equipment room and several locker rooms.

Fourteen intercollegiate athletics programs are offered including football, women's and men's soccer, women's volleyball, women's tennis and field hockey in the fall; men's and women's basketball and women's swimming in the winter; and baseball, softball, men's tennis and men's and women's lacrosse in the spring. There are more than 60 student clubs and organizations on campus.

Freshman Admission Guidelines

Each application is assessed individually. Listed below are the general guidelines used in evaluating an applicant's academic record.

- High school diploma or GED
- SAT (1000 guideline) — Reading comp/math
- Rank in Class (RIC) — top 50%
- B minus average in the following:
 - 4 years of English
 - 3 years math (Alg. I, Geom., Alg. 2)
 - 2 years social sciences, including U.S. history
 - 2 years laboratory science
 - 2 to 3 years foreign language (3 recommended)



The O'Neill Center

must file an application and pay the \$50 application fee. Official transcripts from every college attended should be sent to WestConn's Admission Office.

University Scholars Program

This is an advanced program of study for talented students who want additional academic challenge. Academic scholarships are available. (1100 SAT and RIC top 15% guideline)

Financial Aid

Scholarship and financial aid candidates must complete the Free Application For Student Aid (FAFSA). The output document resulting from FAFSA must be received in WestConn's data files with a valid index number by March 30 in order for you to be considered an on-time applicant. The recommended electronic filing date is March 15.

Western Connecticut State University, founded in 1903, is just a one-and-a-half hour journey from New York City, three hours from Boston and a short, spectacular drive to skiing in Connecticut's beautiful Northwest Corner! . Campuses WestConn's two beautiful campuses, only a few miles apart, are distinctly different. Our 34-acre Midtown campus evokes both our 100-year history and our 21st century commitment to the future. Students stroll pleasant pathways across a center green; classroom buildings are only a short distance from parking garages and residence halls. And just off campus, small shops and fine restaurants are a short walk away. Courses also are offered at WestConn at Waterbury. Westside campus pours on the country charm. Woods and lawn surround the classroom building, residence halls, Westside Athletic Complex, Westside Campus Center, observatory and playing fields. Students commute via our convenient shuttle buses or by car for classes, games and university events. WestConn's new Science Building was chosen Best of 2006 by New York Construction Magazine. It is a state-of-the-art, 122,000-square-foot facility and the first state-funded project to receive Leadership in Energy and Environmental Design, or LEED, silver certification from the U.S. Green Building Council. As such, it is the university's premier example of its proactive focus on maintaining the health of our shared environment.

Why WestConn?

Students thrive at WestConn, anticipating the leadership careers for which they've been prepared by the university's cutting-edge programs. Here at WestConn, we recognize that today's freshmen can and do rise to become tomorrow's top educators, corporate CEOs, TV personalities, environmental experts, jazz guitarists and political figures. That's why



Westside Campus

Nursing, education and business departments may have additional requirements. Coursework in computer science, visual arts, theatre arts, music or dance may be substituted for one of the above academic areas.

Applications for the fall semester should be received by May 1.

Transfer Students

Applicants are considered to be transfer students if they have 12 or more credits. A minimum of a 2.0 cumulative GPA is required for consideration for all students with 12 to 45 credits. Students with 45 or more credits will be required to meet academic major GPA standards to be admitted.

Application Considerations

- Fall semester – rolling admissions begin Dec. 1
- Spring semester – rolling admissions begin Oct. 1
- WCSU admissions application
- \$50 application fee
- High school transcripts
- SAT 1 scores, senior year recommended (ACT results also are accepted). If English is not the applicant's first language, a 213 score or higher on the TOEFL must be submitted in lieu of, or in addition to, the SAT scores. Transfer students

2011 WestConn Baseball

Directions to Westside Field

Interstate 84 is the prime connector, passing through Danbury east-west. I-84 connects with I-684 in New York toward Westchester County and NY City. I-84 passes through Hartford (where it connects with I-91) and extends through Connecticut and meets the Mass. Turnpike which runs to Boston and upstate New York. On I-84 East or West bound take:

- Take exit 4
- Turn right at end of exit ramp
- Travel to light in front of Super Stop & Shop
- Turn right at that light onto University Blvd.
- Follow University Blvd. to top of hill.
- Baseball field is your first right hand turn.
- Parking allowed only on paved lot adjacent to practice football fields.

The O'Neill Indoor Practice Facility

The Colonials practice indoors during the pre-season at the William A. O'Neill Athletic and Convocation Center and the Stephen Feldman Arena. The 75,000 square foot facility, located on the university's Westside Campus, opened in December of 1994. The arena houses a portable parquet floor and seating for 2,800. The O'Neill Center and Western Connecticut State University were the hosts to the 1999, 2000 and 2001 NCAA Division III Women's Basketball Finals.



Press Information

Members of the media and opposing scouts are advised to contact the Western Sports Information Office at least three days prior to any given game date. Members of the media are given preference to any available working space.

Telephone lines are available immediately following each game in the Sports Information Office on the third floor of the William A. O'Neill Athletic and Convocation Center.

Behind the Scenes



Dr. James W. Schmutter
WestConn
President



Dr. Walter Bernstein
Vice President
Student Affairs



Ed Farrington
Director of Athletics



Scott Ames
Associate Athletic
Director




R. Scott Russell
Sports Information
Assistant



Mark Allen
Athletic Trainer



Patrick Hull
Athletic Trainer




Peter Algarin
Athletic Trainer



Shauna Kelly
Athletic Trainer



Al Trimpert
Equipment
Manager



Ruth DiFranco
Administrative
Assistant

2011 WestConn Baseball

Colonials Quick Facts

LOCATION	181 White Street, Danbury, CT 06810
FOUNDED.....	1903
ENROLLMENT	5,000
PRESIDENT	Dr. James Schmotter
NICKNAME.....	Colonials
COLORS	Dark Blue, Metallic Copper and White
HOME FIELD.....	Westside Field
CONFERENCE	Little East Conference
AFFILIATIONS.....	NCAA Divison III, ECAC
2010 RECORD.....	16-21, 5-9 Little East
HEAD COACH.....	John Susi
SUSI'S PHONE	(Office) (203) 837-8608 (Home) (860) 628-6343
YEARS AT WCSU	12th Year
SUSI'S WCSU COACHING RECORD.....	142-230-1
ASSISTANT COACHES	Bill Walton, Chris Arconti, Matt Perper, Bryan Fogelstrom and Scott Tonucci
ATHLETIC DIRECTOR.....	Ed Farrington
FARRINGTON'S PHONE	(203) 837-9013
ASSOCIATE ATHLETIC DIRECTOR.....	Scott Ames
AMES'S OFFICE PHONE	(203) 837-9014
AMES'S FAX NUMBER.....	(203) 837-9050
AMES'S HOME PHONE.....	(203) 270-3371
AMES'S E-MAIL	ames@wcsu.edu
ASSISTANT SPORTS INFORMATION	R. Scott Russell



The 2011 WestConn Baseball media guide was produced by Scott Ames, Associate Athletic Director. Action photography by Peggy Stewart. Still photography by Sportography in Brookfield, CT.

2011 WestConn Baseball

Head Coach - John Susi



John Susi enters his 12th year at the helm of the Colonials.

In the 11 seasons under Susi, Western has compiled a record of 158-251-1. It has made seven trips to the LEC Tournament. In 2002, the Colonials won the LEC Tournament championship and Susi guided WestConn to its first-ever NCAA Tournament.

Susi's coaching career started 28 years ago in his hometown of Waterford, CT. At the age of 18, he guided his first program to an undefeated season and a league championship. After following that season up with a second straight championship, he then joined the New London American Legion baseball program as an assistant in 1985. It was

there under the tutelage of Head Coach Jim O'Neill where he was schooled in the fine art of coaching baseball. For seven seasons New London Legion dominated, winning six zone championships, three state championships, and two New England championships. In 1985 and '86, it appeared in back to back American Legion World Series competitions.

During those years, Susi also became the Head Freshman Baseball Coach at Farmington High School in 1986 and '87 while attending Central Connecticut State University. At Central, he was a four-year letterman with the Blue Devil soccer program as a goalkeeper. He was named captain his senior year in 1986 and received a degree in Physical Education with a concentration in coaching. After graduation he returned to his alma mater, Waterford High School where he lettered in both baseball and soccer, and assisted National High School Coach of the Year Gerry Rousseau from 1988-1990. They won three straight conference championships and the Class M state title in 1988.

In 1991, Susi took over as Head Coach at Montville High School. In his first season, he guided the Indians to a 17-4 record and #16 ranking in the final state poll of all size schools. In 1992, Montville finished a disappointing 7-12-1, and that summer Susi also ended his long stint with New London American Legion.

In August of 1992, Susi was on the move again and became the Head Coach at Manchester Community College, a junior college in Connecticut. There he took over a program returning only three players with single-digit wins the prior season, and guided the Cougars to the NJCAA Division III National Championship game. After losing the title game in 1993, Manchester won a second-straight New England title in 1994, returned to the World Series and finished fourth. Susi was named Regional Coach of the Year in his first two seasons. The Cougars appeared in the regional tournament all seven of his years at Manchester from 1993-99, finishing runner up twice to go along with the two championships. He compiled a record of 142-108-3, while coaching five All-Americans.

While at Manchester, Susi became Head Coach of the Eastern Tides in the newly formed New England Collegiate Baseball League. He guided the Tides to the NECBL Championship in the league's inaugural season in 1994. After a second straight appearance in the NECBL playoffs in 1995, Susi stepped down as Head Coach of the Tides with a record of 46-40-1.

Arriving at WestConn in the fall of 1999, Susi took over the league's last place team since its inception. The Colonials quickly jumped up two spots and qualified for their first LEC Tournament. After an injury plagued season in 2001 kept them out of the tournament, the Colonials came back with a vengeance in 2002, winning the LEC Tournament and qualifying for the school's first NCAA appearance.

Susi was named LEC Coach of the Year in 2002. The Colonials followed that championship season with a Final Four appearance in the 2003 Tournament, and a third-place regular season and 21-18 record in 2004. In 2005 the Colonials made it back to the Conference Championship game, falling just short of a second NCAA appearance.

Susi has compiled 300 collegiate victories, and an overall coaching record at all levels of 370-417-7.

Coach Susi currently lives in the town of Southington, CT with his wife of 17 years Mary Ann, and their 3 sons Brett (16), Zac (14), and Garrett (11).

Susi's Record at WestConn

Year	Overall	LEC	Post-season Appearances
2000	8-21	4-10	Little East Tournament
2001	10-20	3-9	
2002	21-22	9-5	LEC Tourney Champs/NCAA Regionals
2003	17-23-1	5-8	Little East Tournament - Third Round
2004	21-18	9-5	Little East Tournament
2005	18-22	7-7	Little East Tournament- Finals
2006	11-28	3-11	
2007	7-26	2-12	
2008	17-25	4-10	Little East Tournament
2009	12-25	4-10	Little East Tournament
2010	16-21	5-9	
Current:	158-246-1	55-96	

WestConn Baseball Year By Year

YEAR	W-L-T	LITTLE EAST	HEAD COACH
1962	4-8		
1963	record not available		
1964	6-7		
1965	13-6		
1966	11-11		
1967	9-4		Dr. John Hajus
1968	7-8		
1969	8-12		
1970	9-8		
1971	11-4		
1972	10-6		
1973	record not available		
1974	13-7		Al Thomas
1975	12-10		Thomas
1976	18-7		Thomas
1977	13-12		Thomas
1978	17-9-1		Bob Guerrero
1979	14-12-1		Guerrera
1980	9-17		Guerrera
1981	5-10		Dave Showalter/Rich Meldon Co-coaches
1982	8-13		Al Cain
1983	6-16		Bob Joly
1984	6-12		Tom DeMaio
1985	8-19		Tommy Burns
1986	13-12		Ken Capodice
1987	12-15		Capodice
1988	18-11		Capodice
1989	19-15-1		Capodice
1990	22-6		Capodice
1991	34-6		Capodice
1992	15-12		Capodice
1993	11-17		Capodice
1994	23-6-1		Capodice
1995	21-8		Capodice
1996	9-18		Capodice
1997	13-16		Meredith "Moe" Morhardt
1998	15-22	3-11	Morhardt
1999	4-22	1-13	Morhardt
2000	8-21	4-10	John Susi
2001	10-20	3-9	Susi
2002	21-22	9-5	Susi
2003	17-23-1	5-8	Susi
2004	21-18	9-5	Susi
2005	18-22	7-7	Susi
2006	11-28	3-11	Susi
2007	7-26	2-12	Susi
2008	17-25	4-10	Susi
2009	12-25	4-10	Susi
2010	16-21	5-9	Susi (Current: 158-246-1)
47 years	604-655-5	59-120	11 Coaches

The Coaching Staff

Assistant Coach - Bill Walton



Bill Walton begins his 20th season as Assistant Coach and Academic Advisor for the Colonials' baseball program.

He serves both as outfield and first base coach.

Walton, the Chairman and Professor Emeritus of the Communication and Theatre Department at Western, has a storied baseball background.

His baseball scholarship at the University of Arizona was interrupted when he was taken into the United States Marine Corps. Upon return from the Marines, he played in the Nebraska professional league (now the Midwestern League) in Omaha.

As a result of injuries received while in the military he gave up playing. From there he moved to begin his coaching career.

He has coached at all levels of baseball including the four time Connecticut and Northeast regional Stan Musial champions "Byron Athletics."

In his four World Series appearances his teams finished as national runners up four times.

Walton has also coached American Legion and Babe Ruth teams winning regional and conference champions each year he participated. His American Legion team was Western Regional champions, and a Babe Ruth regional champion in 1990.

Assistant Coach - Chris Arconti



Former WestConn four-year standout and long-time local baseball mentor Chris Arconti returns for his second season on John Susi's staff this spring. He played for the Colonials from 1979 through 1983 before graduating with a degree in Marketing.

He joins the staff as the pitching coach during his first campaign.

Arconti most recently held the same position for six years at nearby Immaculate High School. The Mustangs won the Class-S State Championship in 2003 and 2004.


For the past 30 years, Arconti has been a record-setting pitcher in the Housatonic Amateur Baseball League. His team has won seven Connecticut championships.

Arconti has also pitched for the past 15 years for the Greater Hartford Men's Senior Baseball League.

He holds the HABL and MSBL career wins record.

The former President of the Danbury Westerners and Vice President and Board member of Danbury Youth Baseball, is married to Bernadette and has two sons, C.J. and Nick.

Assistant Coach - Matt Perper



Former WestConn player Matt Perper will begin his second season as an assistant coach at his alma mater this spring.

He was a first baseman/designated hitter and worked in short relief for the Colonials since 2005. His 2008 campaign was cut short when he suffered an injury after 14 games.

Perper appeared in 107 games, starting 104 of them. He batted .251, had 14 doubles and belted four home runs during his career. On the bump, he went 2-4 and had two saves in 14 appearances.

In the spring of 2009, Perper earned a Communications degree and graduated with a 3.38 grade-point average.

Assistant Coach - Bryan Fogelstrom



Former WestConn player Bryan Fogelstrom begins his coaching career this Spring.

He last played for the Colonials in 2008 and has volunteered a year ago, assisting the Sports Information office with statistics throughout the season.

Assistant Coach - Scott Tonucci



Scott Tonucci begins his first campaign on the Western Connecticut State University coaching staff.

He is a 1985 graduate of Waterford High School and played one year at Valencia Community College in Florida.

Tonucci was Coach Susi's top assistant at every stop along the way to WestConn.

For the past eight years, he has been the head assistant at Mitchell College in New London, CT and a year ago guided the Mariners to the New England Collegiate Conference championship as Interim Head Coach.

He currently resides in East Lyme, CT.

2011 WestConn Baseball


Numerical Roster

No.	Name	Yr.	Pos.	Hgt.	Wgt.	B/T	Hometown/High School	Major
2	Chris Alberto	So.	SS	5-9	205	R/R	Trumbull, CT/Notre Dame Fairfield	Secondary Education-Math
3	Matt Rosbrough	So.	C	5-10	179	R/R	Ansonia, CT/Ansonia	Wellness Management
4	Mike Yates	Jr.	OF	5-9	200	R/R	Guilford, CT/Guilford	Accounting
5	Jeff John	Fr.	2B	5-7	145	R/R	Trumbull, CT/Trumbull	Exploratory Studies
7	Anthony Ruffo	Jr.	OF	5-9	165	L/R	Norwich, CT/St. Bernard	Accounting
8	Bill Eannotti	So.	3B	6-2	245	R/R	Shelton, CT/Notre Dame-Fairfield	Justice & Law Administration
9	Kyle Savo	Jr.	C/OF/DH	5-10	190	L/R	West Haven, CT/Notre Dame WH	Justice & Law Administration
10	Zack Dandrea	Jr.	2B	5-11	200	R/R	Wanaque, NJ/DePaul Catholic	Marketing
11	Jacob Szyndlar	Fr.	OF	6-0	195	R/R	Plymouth, CT/Holy Cross	Criminal Justice
12	Bobby Coyne	Fr.	SS/RHP	5-9	150	R/R	Clinton, CT/The Morgan School	Criminal Justice
13	Zack Philippos	Fr.	RHP	5-11	155	R/R	Seymour, CT/St. Joseph	Exploratory Studies
15	Austin Howard	Fr.	1B	6-0	210	R/R	Bristol, CT/Bristol Central	Criminal Justice
16	Dave Saleme	Fr.	OF	6-0	180	L/L	Shelton, CT/Notre Dame-Fairfield	Business
17	Andrew Congdon	So.	RHP	6-1	170	R/R	Niskayuna, NY/Niskayuna	Business Management
18	Josh Vaghi	Jr.	LHP	5-11	165	L/L	Bethel, CT/Bethel	Wellness Management
19	Xavier Ortiz	Fr.	3B	6-1	205	R/R	Naugatuck, CT/Naugatuck	Justice & Law Administration
20	Tim Nelson	Jr.	3B/1B	5-11	175	R/R	Manchester, CT/East Catholic	Justice & Law Administration
21	Justin Schultz	Jr.	LHP	5-11	250	R/L	Ridgefield, NJ/Ridgefield Memorial	Justice & Law Administration
22	Conor Bierfeldt	So.	P/OF	6-2	195	R/R	Torrington, CT/Torrington	Business
23	David Simone	Jr.	C	5-10	190	L/R	Danbury, CT/Immaculate	Communications
25	Nick Pustorino	Jr.	RHP	5-10	155	R/R	Massapequa, NY/Plainedge	Accounting
26	John Fracker	Fr.	OF/LHP	6-0	165	L/L	Sandy Hook, CT/Newtown	Health Education
27	Mitch Gilbertie	Fr.	RHP	5-10	150	R/R	Westport, CT/Staples	Communications
28	Cody Sestito	Jr.	C	6-0	215	R/R	Bethel, CT/Bethel	Psychology
29	Tim Giuliano	Jr.	RHP	6-1	185	R/R	Stamford, CT/Stamford	Justice & Law Administration
31	Billy Armstrong	Sr.	LHP	5-9	175	L/L	Moodus, CT/Hale-Ray	History
32	Chris Smith	So.	1B/RHP	6-4	235	R/R	Monroe, CT/Notre Dame-Fairfield	Secondary Education-Math
33	Connor Nolan	Fr.	RHP	6-3	200	R/R	Shelton, CT/Shelton	Business Management
35	Michael Baccaro	Sr.	RHP	6-0	215	R/R	Berlin, CT/Berlin	Communications
44	Jake Lisowski	Fr.	LHP	6-6	240	L/L	Foxborough, MA/Foxboro	Exploratory Studies

Head Coach: 1- John Susi (12th Season)

Assistants: 36-Bill Walton, 24-Matt Perper, 43-Chris Arconti, 6-Bryan Fogelstrom and 47-Scott Tonucci

Baseball Trainer - Pete Algarin



Former Manchester Community College standout for Coach John Susi, Pete Algarin, begins his fifth season as full-time Athletic Trainer at Western Connecticut this spring.

Algarin was a player for Susi during his freshman and sophomore years, leading his team to the Junior College World Series in 1994. During his final two years, he played at Southern Connecticut State University.

Pete received his Master's Degree in Healthcare Administration from WestConn in 2000.

He has been the Athletic Trainer for Bridgeport Bluefish of the Atlantic League of Professional Baseball since the spring of 2000. He is extremely proud to be a part of WestConn baseball, where he started working in the fall of 2004.

2011 WestConn Baseball

2010 Results and Statistics

Record: 16-21 Home: 6-11 Away: 9-7 Neutral: 1-3 Little East: 5-9

Game date	Opposing team	Score	W r-h-e	O r-h-e	Inns	Overall	Little East	WCSU Pitcher of record
Mar 11, 2010	at Mount Saint Vincent	W 6-5	6-9-2	5-4-0	8	1-0-0	0-0-0	J. Postemsky (W 1-0)
Mar 20, 2010	at Calvin	W 3-1	3-9-3	1-5-1	7	2-0-0	0-0-0	B. Armstrong (W 2-0)
Mar 20, 2010	CALVIN	8-13 L	8-14-2	13-15-1	7	2-1-0	0-0-0	M. Scribner (L 0-1)
Mar 22, 2010	at Hope	0-9 L	0-5-3	9-10-0	7	2-2-0	0-0-0	D. Baccaro (L 0-1)
Mar 22, 2010	HOPE	2-7 L	2-7-1	7-14-0	7	2-3-0	0-0-0	M. Baccaro (L 0-1)
Mar 24, 2010	WISCONSIN-STOUT	7-9 L	7-10-4	9-14-3	7	2-4-0	0-0-0	S. Bainer (L 0-2)
Mar 24, 2010	at Wisconsin-Stout	W 13-5	13-14-2	5-6-1	7	3-4-0	0-0-0	C. Bierfeldt (W 1-0)
Mar 25, 2010	vsChicago University	W 20-4	20-22-3	4-5-1	9	4-4-0	0-0-0	B. Armstrong (W 2-0)
Mar 26, 2010	vsChicago	4-7 L	4-12-0	7-12-1	9	4-5-0	0-0-0	M. Scribner (L 0-2)
Mar 26, 2010	vsGrinnell	11-12 L	11-17-2	12-17-0	9	4-6-0	0-0-0	M. Baccaro (L 0-2)
Mar 27, 2010	vsGrinnell	7-9 L	7-14-1	9-13-0	9	4-7-0	0-0-0	J. Postemsky (L 1-1)
* Apr 02, 2010	at Eastern Connecticut	W 9-6	9-9-0	6-9-2	(10)	5-7-0	1-0-0	J. Gordon (W 1-0)
* Apr 03, 2010	KEENE STATE	W 6-5	6-9-3	5-6-1	9	6-7-0	2-0-0	B. Armstrong (W 3-0)
* Apr 03, 2010	KEENE STATE	W 11-18 L	11-15-4	18-20-3	9	6-8-0	2-1-0	M. Scribner (L 0-3)
Apr 05, 2010	at Westfield State	W 9-8	9-13-3	8-13-1	9	7-8-0	2-1-0	S. Bainer (W 1-1)
Apr 07, 2010	PURCHASE	W 15-8	15-12-2	8-14-5	9	8-8-0	2-1-0	J. Schultz (W 1-0)
* Apr 10, 2010	UMASS BOSTON	0-9 L	0-4-3	9-12-0	(9)	8-9-0	2-2-0	B. Armstrong (L 3-1)
* Apr 10, 2010	UMASS BOSTON	11-15 L	11-15-1	15-18-1	9	8-10-0	2-3-0	J. Murray (L 0-1)
* Apr 11, 2010	EASTEN CONNECTICUT	1-11 L	1-2-1	11-12-2	7	8-11-0	2-4-0	M. Baccaro (L 0-3)
Apr 13, 2010	at FDU-Florham	2-10 L	2-8-2	10-16-2	9	8-12-0	2-4-0	M. Scribner (L)
Apr 14, 2010	at Albertus Magnus	W 9-0	9-10-1	0-3-4	7	9-12-0	2-4-0	J. Schultz (W 2-0)
Apr 14, 2010	at Albertus Magnus	W 11-9	11-10-7	9-10-3	7	10-12-0	2-4-0	J. Postemsky (W 2-1)
* Apr 18, 2010	at Southern Maine	3-6 L	3-9-3	6-9-2	9	10-13-0	2-5-0	J. Murray (L 0-2)
* Apr 18, 2010	at Southern Maine	6-11 L	6-10-4	11-11-2	9	10-14-0	2-6-0	B. Armstrong (L 3-2)
Apr 19, 2010	RAMAPO	2-13 L	2-8-1	13-18-1	9	10-15-0	2-6-0	J. Schultz (L 2-1)
Apr 20, 2010	LEHMAN	W 13-1	13-19-2	1-5-0	7	11-15-0	2-6-0	C. Bierfeldt (W 2-0)
Apr 20, 2010	LEHMAN	W 15-0	15-13-1	0-5-2	7	12-15-0	2-6-0	M. Scribner (W 1-4)
Apr 22, 2010	ST. JOSEPH'S LI	W 21-10	21-22-1	10-10-4	7	13-15-0	2-6-0	N. Pustorino (W 1-0)
Apr 22, 2010	ST. JOSEPH'S LI	3-9 L	3-6-5	9-13-2	7	13-16-0	2-6-0	S. Bainer (L 1-2)
* Apr 24, 2010	UMASS DARTMOUTH	3-7 L	3-6-5	7-7-2	9	13-17-0	2-7-0	B. Armstrong (L 3-3)
* Apr 24, 2010	UMASS DARTMOUTH	W 12-5	12-14-0	5-11-1	9	14-17-0	3-7-0	J. Murray (W 1-2)
Apr 28, 2010	at Trinity (Conn.)	5-13 L	5-14-1	13-15-1	9	14-18-0	3-7-0	N. Pustorino (L 1-1)
* May 01, 2010	at Rhode Island College	W 10-7	10-16-2	7-10-1	(11)	15-18-0	4-7-0	J. Postemsky (W 3-1)
* May 01, 2010	at Rhode Island College	0-8 L	0-2-3	8-12-3	9	15-19-0	4-8-0	J. Murray (L 1-3)
May 04, 2010	MANHATTANVILLE	2-10 L	2-5-2	10-17-1	9	15-20-0	4-8-0	M. Scribner (L 1-5)
* May 7, 2010	at Plymouth State	W 8-0	8-12-2	0-5-2	9	16-20-0	5-8-0	B. Armstrong (W 4-3)
* May 7, 2010	at Plymouth State	6-16 L	6-7-1	16-12-5	7	16-21-0	5-9-0	J. Murray (L 1-4)



() extra inning game
* = Conference game

BATTING STATISTICS

Player	AVG	GP-GS	AB	R	H	2B	3B	HR	RBI	TB	SLG%	BB	HBP	SO	GDP	OB%	SF	SH	SB	ATT	PO	A	E	FLD%
23 Miles Scribner	1.000	11 6	1	0	1	0	0	0	0	1	1.000	0	0	0	0	1.000	0	0	0	0	1	4	1	.833
5 Sam McNeil	.397	36 36	146	36	58	11	1	2	36	77	.527	15	3	10	4	.455	3	0	12	12	40	77	19	.860
21 Dan Baccaro	.368	37 37	144	25	53	10	1	6	42	83	.576	14	5	24	2	.436	2	0	5	8	231	16	9	.965
9 Kyle Savo	.341	16 13	41	14	14	3	2	1	7	24	.585	5	5	5	0	.471	0	0	0	0	74	3	7	.917
8 Bill Eannotti	.341	28 19	85	18	29	9	3	2	19	50	.588	4	2	21	2	.380	1	0	0	0	12	40	8	.867
4 Mike Yates	.333	37 36	129	30	43	9	2	1	22	59	.457	12	8	11	2	.423	0	2	12	14	71	2	2	.973
2 Chris Alberto	.330	29 28	109	22	36	10	1	1	20	51	.468	10	2	18	0	.390	2	0	3	4	36	57	15	.861
20 Tim Nelson	.324	24 17	71	12	23	5	3	1	15	37	.521	9	0	22	1	.400	0	0	6	6	21	21	6	.875
12 Chris Fiddner	.323	18 6	31	9	10	2	2	0	4	16	.516	3	0	5	0	.382	0	0	0	1	17	0	1	.944
33 Jeff Gordon	.317	25 19	63	5	20	3	0	0	7	23	.365	4	4	11	0	.389	1	1	2	2	7	32	3	.929
30 John Conlon	.315	25 20	73	16	23	7	0	5	18	45	.616	9	4	27	1	.409	2	0	1	1	0	0	0	.000
22 Conor Bierfeldt	.292	18 8	24	8	7	2	0	0	3	9	.375	3	1	8	0	.379	1	0	0	0	8	4	0	1.000
14 John DiGiovanni	.265	18 6	34	7	9	1	0	0	6	10	.294	2	0	4	1	.297	1	0	0	0	10	2	1	.923
7 Anthony Ruffo	.263	34 32	114	36	30	2	2	0	14	36	.316	21	4	15	0	.393	1	1	17	19	53	1	0	1.000
16 Dan Amarante	.228	31 30	101	14	23	5	0	1	12	31	.307	8	2	24	0	.297	0	1	4	6	73	2	1	.987
15 Greg Dash	.222	8 1	9	2	2	0	0	1	2	7	.778	1	0	4	0	.300	0	0	0	0	16	1	0	1.000
32 Chris Smith	.207	19 5	29	2	6	3	0	0	2	9	.310	1	0	9	1	.233	0	0	0	0	38	0	4	.905
3 Matt Rosbrough	.191	25 23	68	13	13	3	0	1	5	19	.279	8	2	20	0	.291	1	1	1	1	180	15	2	.990
11 Mark Perrone	.176	18 2	17	5	3	0	0	0	3	3	.176	4	1	3	0	.364	0	0	1	1	5	0	0	1.000
35 Michael Baccaro	.000	10 4	4	0	0	0	0	0	0	0	.000	1	0	3	0	.200	0	0	0	0	0	3	0	1.000
19 Steve Bainer	.000	15 2	1	0	0	0	0	0	0	0	.000	0	0	1	0	.000	0	0	0	0	0	4	1	.800
6 Justin Schultz	.000	7 4	0	0	0	0	0	0	0	0	.000	0	0	0	0	.000	0	0	0	0	0	5	2	.714
18 Josh Vaghi	.000	8 1	0	0	0	0	0	0	0	0	.000	0	0	0	0	.000	0	0	0	0	0	4	0	1.000
47 Josh Murray	.000	6 6	0	0	0	0	0	0	0	0	.000	0	0	0	0	.000	0	0	0	0	2	3	0	1.000
13 Brandon Lagueux	.000	8 0	0	0	0	0	0	0	0	0	.000	0	0	0	0	.000	0	0	0	0	1	1	0	1.000
25 Nick Pustorino	.000	8 0	0	0	0	0	0	0	0	0	.000	0	0	0	0	.000	0	0	0	0	0	1	0	1.000
17 Andrew Congdon	.000	6 0	0	0	0	0	0	0	0	0	.000	0	0	0	0	.000	0	0	0	0	0	1	0	1.000
27 David Alarcon	.000	6 0	0	0	0	0	0	0	0	0	.000	0	0	0	0	.000	0	0	0	0	0	1	0	1.000
28 Joe Postemsky	.000	13 0	0	0	0	0	0	0	0	0	.000	0	0	0	0	.000	0	0	0	0	2	3	0	1.000
31 Billy Armstrong	.000	11 9	0	0	0	0	0	0	0	0	.000	0	0	0	0	.000	0	0	0	0	0	18	1	.947
29 Tim Giuliano	.000	7 0	0	0	0	0	0	0	0	0	.000	0	0	0	0	.000	0	0	0	0	1	3	0	1.000
Totals	.311	37 37	1294	274	403	85	18	22	237	590	.456	134	43	245	14	.390	15	6	64	75	899	324	83	.936
Opponents	.319	37 37	1278	296	408	73	13	30	234	597	.467	156	46	264	14	.408	15	18	57	68	903	340	61	.953


LOB - Team (315), Opp (320). DPs turned - Team (24), Opp (20). CI - Team (2), M. Rosbrough 1, K. Savo 1. IBB - Team (3), D. Baccaro 3, Opp (3). Picked off - A. Ruffo 2, M. Yates 1.

PITCHING STATISTICS

Player	ERA	W	L	APP	GS	CG	SHO	CBO	SV	IP	H	R	ER	BB	SO	2B	3B	HR	AB	B/Avg	WP	HBP	BK	SFA	SHA
33 Jeff Gordon	1.74	1	0	10	0	0	0	0	1	10.1	5	2	2	3	7	1	0	1	34	.147	0	2	0	0	1
17 Andrew Congdon	3.18	0	0	6	0	0	0	0	0	5.2	9	3	2	3	3	1	0	0	24	.375	0	2	0	1	1
31 Billy Armstrong	3.39	4	3	11	9	2	0	1	1	63.2	52	36	24	39	75	12	2	4	238	.218	8	3	1	5	2
18 Josh Vaghi	3.78	0	0	8	1	0	0	0	0	16.2	17	10	7	6	6	2	1	1	62	.274	1	2	0	1	1
6 Justin Schultz	5.25	2	1	7	4	1	1	0	0	24.0	33	15	14	9	13	9	2	2	100	.330	2	0	0	1	1
22 Conor Bierfeldt	5.68	2	0	5	4	0	0	0	0	19.0	28	17	12	6	17	7	0	0	84	.333	2	3	1	1	3
21 Dan Baccaro	6.00	0	1	2	1	0	0	0	0	6.0	10	10	4	2	7	1	1	0	28	.357	0	0	0	0	1
13 Brandon Lagueux	6.30	0	0	8	0	0	0	1	0	10.0	10	9	7	3	11	2	0	1	41	.244	2	3	0	0	0
28 Joe Postemsky	7.16	3	1	13	0	0	0	0	0	16.1	25	16	13	5	18	2	1	1	72	.347	1	5	0	1	1
25 Nick Pustorino	8.38	1	1	8	0	0	0	0	0	9.2	14	11	9	6	4										

2011 WestConn Baseball


The Seniors



Bill Armstrong
LHP **5-9** **165**
Moodus, Connecticut
Hale-Ray High School
Major: Meteorology

31

Year	ERA	W	L	App	GS	CG	SHO	CBO	SV	IP	H	R	ER	BB	SO	2B	3B	HR	BF	B/Avg	WP	HBP	SFA	SHA	BK
2008	2.93	4	3	10	9	0	0	0	0	58.1	49	26	19	32	49	6	1	1	252	.234	5	3	2	1	7
2009	6.04	3	4	10	9	2	0	0	1	50.2	55	40	34	34	56	10	0	6	236	.288	4	2	0	6	3
2010	3.39	4	3	11	9	2	0	1	1	63.2	52	36	24	39	75	12	2	4	289	.218	8	3	1	5	2
TOTAL	4.01	11	10	31	27	4	0	1	2	172.2	156	102	77	105	180	28	3	11	777	.245	17	8	3	12	12




Mike Baccaro
RHP **6-0** **190**
Berlin, Connecticut
Berlin High School
Major: Communications

35

Year	Avg	GP	GS	AB	R	H	2B	3B	HR	RBI	TB	SLG%	BB	HBP	SO	GDP	OB%	SF	SH	SB	ATT	PO	A	E	FLD%
2008	.304	26	21	79	9	24	7	0	0	18	31	.392	5	1	18	2	.349	1	0	0	0	90	12	3	.971
2009	.210	25	25	81	8	17	1	0	1	12	21	.259	14	2	17	0	.330	3	0	0	2	10	33	7	.860
2010	.000	10	4	4	0	0	0	0	0	0	0	.000	1	0	3	0	.200	0	0	0	0	0	3	0	1.000
TOTAL	.250	61	50	164	17	41	8	0	1	30	52	.317	20	3	38	2	.335	4	0	0	2	100	48	10	.937

Year	ERA	W	L	App	GS	CG	SHO	CBO	SV	IP	H	R	ER	BB	SO	2B	3B	HR	BF	B/Avg	WP	HBP	SFA	SHA	BK
2008	10.80	0	0	4	0	0	0	0	0	8.1	19	12	10	5	6	4	1	0	51	.442	0	1	0	2	0
2009	13.50	0	0	4	0	0	0	0	0	5.1	9	9	8	5	5	2	2	0	32	.360	3	1	0	1	0
2010	18.60	0	3	7	4	0	0	0	0	15.0	34	32	31	18	12	4	2	5	100	.436	7	4	0	0	0
TOTAL	15.38	0	3	15	4	0	0	0	0	28.2	62	53	49	28	23	10	5	5	183	.425	10	6	0	3	0

The Juniors



Zack Dandrea
2B **5-11** **200**
Wanague, New Jersey
DePaul Catholic High School
Major: Marketing

10

Year	Avg	GP	GS	AB	R	H	2B	3B	HR	RBI	TB	SLG%	BB	HBP	SO	GDP	OB%	SF	SH	SB	ATT	PO	A	E	FLD%
2008	.265	38	37	113	18	30	8	0	4	18	50	.442	16	2	47	1	.364	1	1	4	8	66	78	8	.947
2009	.355	35	35	110	20	39	13	2	2	22	62	.564	18	5	32	1	.463	1	1	4	7	49	72	13	.903
TOTAL	.309	73	72	223	38	69	21	2	6	40	112	.502	34	7	79	2	.414	2	2	8	15	115	150	21	.927

2011 WestConn Baseball

The Juniors



Tim Guiliano
P **6-1** **185**
Stamford, Connecticut
Stamford High School
Major: Justice and Law Administration

29


Year	ERA	W	L	App	GS	CG	SHO	CBO	SV	IP	H	R	ER	BB	SO	2B	3B	HR	BF	B/Avg	WP	HBP	BK	SFA	SHA
2009	11.32	1	0	7	0	0	0	0	0	10.1	17	17	13	7	10	4	2	2	56	.347	1	0	0	0	0
2010	12.00	0	0	7	0	0	0	1	0	6.0	9	8	8	4	0	0	0	2	31	.346	2	1	0	0	0
TOTAL	11.57	1	0	14	0	0	0	1	0	16.1	26	25	21	11	10	4	2	4	87	.347	3	1	0	0	0



Tim Nelson
3B/1B **5-11** **175**
Manchester, Connecticut
East Catholic High School
Major: Justice and Law Administration

20

Year	Avg	GP	GS	AB	R	H	2B	3B	HR	RBI	TB	SLG%	BB	HBP	SO	GDP	OB%	SF	SH	SB	ATT	PO	A	E	FLD%
2009	.091	14	4	22	3	2	0	0	0	1	2	.091	1	1	11	0	.167	0	0	0	1	17	5	0	1.000
2010	.324	24	17	71	12	23	5	3	1	15	37	.521	9	0	22	1	.400	0	0	6	6	21	21	6	.875
TOTAL	.269	38	21	93	15	25	5	3	1	16	39	.419	10	1	33	1	.346	0	0	6	7	38	26	6	.914



Nick Pustorino
P **5-10** **155**
Massapequa, New York
Plainedge High School
Major: Accounting

25

Year	ERA	W	L	App	GS	CG	SHO	CBO	SV	IP	H	R	ER	BB	SO	2B	3B	HR	BF	B/Avg	WP	HBP	BK	SFA	SHA
2009	11.74	1	0	6	0	0	0	0	0	7.2	15	12	10	5	2	4	0	1	42	.417	0	0	0	0	1
2010	8.38	1	1	8	0	0	0	0	0	9.2	14	11	9	6	4	1	0	2	52	.333	0	2	0	1	1
TOTAL	9.87	2	1	14	0	0	0	0	0	17.1	29	23	19	11	6	5	0	3	94	.372	0	2	0	1	2



Anthony Ruffo
OF **5-9** **165**
Norwich, Connecticut
St. Bernard High School
Major: Accounting

7

Year	Avg	GP	GS	AB	R	H	2B	3B	HR	RBI	TB	SLG%	BB	HBP	SO	GDP	OB%	SF	SH	SB	ATT	PO	A	E	FLD%
2010	.263	34	32	114	36	30	2	2	0	14	36	.316	21	4	15	0	.393	1	1	17	19	53	1	0	1.000

2011 WestConn Baseball

The Juniors



Kyle Savo
C/OF/DH 5-10 190
 West Haven, Connecticut
 Notre Dame (West Haven) High School
 Major: Justice and Law Administration

9

Year	Avg	GP	GS	AB	R	H	2B	3B	HR	RBI	TB	SLG%	BB	HBP	SO	GDP	OB%	SF	SH	SB	ATT	PO	A	E	FLD%
2009	.235	11	3	17	4	4	1	0	0	1	5	.294	1	2	6	0	.350	0	0	0	0	18	2	0	1.000
2010	.341	16	13	41	14	14	3	2	1	7	24	.585	5	5	5	0	.471	0	0	0	0	74	3	7	.917
TOTAL	.310	27	16	58	18	18	4	2	1	8	29	.500	6	7	11	0	.437	0	0	0	0	92	5	7	.933



Justin Schultz
P 5-11 250
 Ridgefield, New Jersey
 Ridgefield Memorial High School
 Major: Justice and Law Administration

21


Year	ERA	W	L	App	GS	CG	SHO	CBO	SV	IP	H	R	ER	BB	SO	2B	3B	HR	BF	B/Avg	WP	HBP	BK	SFA	SHA
2009	5.40	0	0	5	2	0	0	0	0	8.1	11	10	5	3	6	2	0	0	46	.314	2	6	0	2	0
2010	5.25	2	1	7	4	1	1	0	0	24.0	33	15	14	9	13	9	2	2	111	.330	2	0	0	1	1
TOTAL	5.29	2	1	12	6	1	1	0	0	32.1	44	25	19	12	19	11	2	2	157	.326	4	6	0	3	1



Josh Vaghi
P 5-11 165
 Bethel, Connecticut
 Bethel High School
 Major: Wellness Management

18

Year	ERA	W	L	App	GS	CG	SHO	CBO	SV	IP	H	R	ER	BB	SO	2B	3B	HR	BF	B/Avg	WP	HBP	BK	SFA	SHA
2008	19.64	0	2	7	2	0	0	0	0	7.1	13	20	16	15	8	4	0	0	53	.351	5	1	0	0	0
2010	3.78	0	0	8	1	0	0	0	0	16.2	17	10	7	6	6	2	1	1	72	.274	1	2	0	1	1
TOTAL	8.62	0	2	15	3	0	0	0	0	24.0	30	30	23	21	14	6	1	1	125	.303	6	3	0	1	1



Mike Yates
OF 5-9 200
 Guilford, Connecticut
 Guilford High School
 Major: Accounting

4

Year	Avg	GP	GS	AB	R	H	2B	3B	HR	RBI	TB	SLG%	BB	HBP	SO	GDP	OB%	SF	SH	SB	ATT	PO	A	E	FLD%
2009	.327	24	15	55	5	18	4	1	0	9	24	.436	5	0	9	1	.383	0	1	0	0	43	2	3	.938
2010	.333	37	36	129	30	43	9	2	1	22	59	.457	12	8	11	2	.423	0	2	12	14	71	2	2	.973
TOTAL	.332	61	51	184	35	61	13	3	1	31	83	.451	17	8	20	3	.411	0	3	12	14	114	4	5	.959

The Sophomores




Chris Alberto
SS 5-9 205
 Trumbull, Connecticut
 Notre Dame (Fairfield) High School
 Major: Secondary Education-Mathematics

9

Year	Avg	GP	GS	AB	R	H	2B	3B	HR	RBI	TB	SLG%	BB	HBP	SO	GDP	OB%	SF	SH	SB	ATT	PO	A	E	FLD%
2010	.330	29	28	109	22	36	10	1	1	20	51	.468	10	2	18	0	.390	2	0	3	4	36	57	15	.861

2011 WestConn Baseball

The Sophomores




Conor Bierfeldt
P/OF **6-2** **195**
 Torrington, Connecticut
 Torrington High School
 Major: Business

22

Year	ERA	W	L	App	GS	CG	SHO	CBO	SV	IP	H	R	ER	BB	SO	2B	3B	HR	BF	B/Avg	WP	HBP	BK	SFA	SHA
2010	5.68	2	0	5	4	0	0	0	0	19.0	28	17	12	6	17	7	0	0	97	.333	2	3	1	1	3


Year	Avg	GP	GS	AB	R	H	2B	3B	HR	RBI	TB	SLG%	BB	HBP	SO	GDP	OB%	SF	SH	SB	ATT	PO	A	E	FLD%
2010	.292	18	8	24	8	7	2	0	0	3	9	.375	3	1	8	0	.379	1	0	0	0	8	4	0	1.000



Andrew Congdon
P **6-1** **170**
 Niskayuna, New York
 Niskayuna High School
 Major: Business Management

17

Year	ERA	W	L	App	GS	CG	SHO	CBO	SV	IP	H	R	ER	BB	SO	2B	3B	HR	BF	B/Avg	WP	HBP	BK	SFA	SHA
2010	3.18	0	0	6	0	0	0	0	0	5.2	9	3	2	3	3	1	0	0	31	.375	0	2	0	1	1



Bill Eannotti
3B **6-2** **245**
 Shelton, Connecticut
 Notre Dame (Fairfield) High School
 Major: Justice and Law Administration

8

Year	Avg	GP	GS	AB	R	H	2B	3B	HR	RBI	TB	SLG%	BB	HBP	SO	GDP	OB%	SF	SH	SB	ATT	PO	A	E	FLD%
2010	.341	28	19	85	18	29	9	3	2	19	50	.588	4	2	21	2	.380	1	0	0	0	12	40	8	.867



Matt Rosbrough
C **5-10** **179**
 Ansonia, Connecticut
 Ansonia High School
 Major: Wellness Management

3

Year	Avg	GP	GS	AB	R	H	2B	3B	HR	RBI	TB	SLG%	BB	HBP	SO	GDP	OB%	SF	SH	SB	ATT	PO	A	E	FLD%
2010	.191	25	23	68	13	13	3	0	1	5	19	.279	8	2	20	0	.291	1	1	1	1	180	15	2	.990




Chris Smith
1B/P **6-4** **235**
 Monroe, Connecticut
 Notre Dame (Fairfield) High School
 Major: Secondary Education-Mathematics

32

Year	Avg	GP	GS	AB	R	H	2B	3B	HR	RBI	TB	SLG%	BB	HBP	SO	GDP	OB%	SF	SH	SB	ATT	PO	A	E	FLD%
2010	.207	19	5	29	2	6	3	0	0	2	9	.310	1	0	9	1	.233	0	0	0	0	38	0	4	.905

2011 WestConn Baseball


The Newcomers




12 Bobby Coyne
Shortstop/Pitcher
5'9", 150 lbs.
Clinton, CT/The Morgan School




26 John Fracker
Outfielder/Pitcher
6'0", 165 lbs.
Sandy Hook, CT/Newtown




27 Mitch Gilbertie
Pitcher
5'10", 150 lbs.
Westport, CT/Staples



15 Austin Howard
First Baseman
6'0", 210 lbs.
Bristol, CT/Bristol




5 Jeff John
Second Baseman
5'7", 145 lbs.
Trumbull, CT/Trumbull




44 Jake Lisowski
Pitcher
6'6", 240 lbs.
Foxborough, MA/Foxboro




33 Connor Nolan
Pitcher
6'3", 200 lbs.
Shelton, CT/Shelton




19 Xavier Ortiz
Third Baseman
6'1", 205 lbs.
Naugatuck, CT/Naugatuck




13 Zack Philippas
Pitcher
5'11", 155 lbs.
Seymour, CT/St. Joseph



16 Dave Salemme
Outfielder
6'0", 180 lbs.
Shelton, CT/Notre Dame-Fairfield



28 Cody Sestito
Catcher
6'0", 215 lbs.
Bethel, CT/Bethel



23 David Simone
Catcher
5'10", 190 lbs.
Danbury, CT/Immaculate



11 Jacob Szyndlar
Outfielder
6'0", 195 lbs.
Plymouth, CT/Holy Cross

2011 WestConn Baseball



2010 Baseball All-Conference Team

Player of the Year

Bobby Doyon, Keene State College

Pitcher of the Year

James Dalton, University of Massachusetts Boston

Rookie of the Year

John Carey, University of Southern Maine

Coach of the Year

Bob Curran, University of Massachusetts Dartmouth

Team Sportsmanship Award

University of Massachusetts Dartmouth

First Team

Position	Name	Institution
DH	Zak Talis	University of Massachusetts Dartmouth
Catcher	Tim Fontaine	University of Massachusetts Boston
First Base	Mike Eaton	University of Southern Maine
Second Base	Ryan Walsh	University of Massachusetts Boston
Shortstop	Anthony Pisani	University of Southern Maine
Third Base	Melvin Castillo	Eastern Connecticut State University
Outfield	Bobby Doyon	Keene State College
Outfield	Jim Schult	Eastern Connecticut State University
Outfield	Andrew Tambling	University of Massachusetts Boston
Pitcher	James Dalton	University of Massachusetts Boston
Pitcher	Gary Levesque	Rhode Island College
Relief Pitcher	Corey Vogt	Keene State College

Second Team

Position	Name	Institution
DH	Collin Henry	University of Southern Maine
Catcher	Anthony Cipolla	Keene State College
First Base	Tyler DiPrato	Keene State College
Second Base	John Parke	Eastern Connecticut State University
Shortstop	Travis Bass	Eastern Connecticut State University
Third Base	J.P. Stone	Rhode Island College
Outfield	Mark McCormack	University of Massachusetts Boston
Outfield	Keith Patnode	Keene State College
Outfield	Jared Rossi	Rhode Island College
Outfield	Chris Thomson	Eastern Connecticut State University
Pitcher	Matt Fontaine	Eastern Connecticut State University
Pitcher	Jim Schult	Eastern Connecticut State University
Relief Pitcher	Brian Pedrotti	University of Massachusetts Dartmouth

2010 LEC Baseball Final Standings

	Conference		Overall	
	W-L	Pct.	W-L-T	Pct.
*Eastern Connecticut	10-4	.714	31-15	.674
*Keene State College	10-4	.714	27-17-1	.611
Rhode Island College	8-6	.571	21-18	.538
#UMass Boston	8-6	.571	32-17	.653
UMass Dartmouth	7-7	.500	20-19	.513
Southern Maine	6-8	.429	22-21-1	.511
Western Connecticut	5-9	.357	16-21	.432
Plymouth State	2-12	.143	10-29	.256

*=LEC Regular Season Champions

#=LEC Tournament Champions

2010 Little East Baseball Championships

Thursday, May 13

#6 Southern Maine – 2 at #1 Eastern Connecticut – 10
 #5 UMass Dartmouth – 1 vs. #2 Keene State College – 6
 #4 UMass Boston – 11 vs. #3 Rhode Island College – 0
 #6 Southern Maine -9 vs. #5 UMass Dartmouth – 7

Friday, May 14

#1 Eastern Connecticut – 9 vs. #3 Rhode Island College – 3
 #2 Keene State College – 8 vs. #4 UMass Boston – 10
 #2 Keene State College – 6 vs. #6 Southern Maine – 14
 #4 UMass Boston – 5 at #1 Eastern Connecticut – 2

Saturday, May 15

#1 Eastern Connecticut – 7 vs. #6 Southern Maine – 8
 #6 Southern Maine – 3 vs. #4 UMass Boston – 7

LEC's Weekly Award Program

Player of the Week

March 22, Andrew Dewing, Senior, 1B, Eastern Connecticut
 March 29, Melvin Costello, Senior, 3B, Eastern Connecticut
 April 5, Gary Levesque, Senior, 3B, Rhode Island College
 April 12, Chris Thomson, Senior, OF, Eastern Connecticut
 April 19, Matt Ryan, Junior, C, UMass Dartmouth
 April 26, Collin Henry, Senior, DH, Southern Maine
 May 3, Drew Tambling, Senior, OF, UMass Boston
 May 10, Ryan Walsh, Junior, 2B, UMass Boston

Pitcher of the Week

March 22, Billy Armstrong, Junior, Western Connecticut
 March 29, Paul Vatter, Senior, Rhode Island College
 April 5, Karney Boff, Freshman, UMass Dartmouth
 April 12, James Dalton, Sophomore, UMass Boston
 April 19, Gary Levesque, Senior, Rhode Island College
 April 26, Will Musson, Senior, Eastern Connecticut
 May 3, Gary Levesque, Senior, Rhode Island College
 May 10, Dan Nelson, Junior, Keene State College

Rookie of the Week

March 22, John Carey, Freshman, 2B, Southern Maine
 March 29, Bill Eannotti, Freshman, 3B, Western Connecticut
 April 5, Karney Boff, Freshman, P, UMass Dartmouth
 April 12, Benjamin Church, Freshman, P, Eastern Connecticut
 April 19, Aaron Brunette, Freshman, P, UMass Dartmouth
 April 26, Nick Grady, Freshman, 3B, Southern Maine
 May 3, Nick Fuller, Freshman, P, UMass Dartmouth
 May 10, David Hoey, Freshman, P, Rhode Island College

2011 WestConn Baseball

The Record Book

SINGLE SEASON BATTING RECORDS

Batting Average (minimum 80 at bats)

1.	Brian Green	1988	(.495)
2.	Bill Barry	1990	(.482)
3.	Les McMillen	1977	(.476)
3.	Bob Miller	1975	(.476)
5.	John Torlish	1989	(.467)

At Bats

1.	Sam McNeil	2008	(154)
2.	Jon Lynch	2002	(153)
2.	Rick Barrett	1998	(153)
4.	Ian Reilly	2003	(151)
5.	Matt Gardiner	2008	(149)

Hits

1.	Rick Barrett	1998	(61)
2.	Sam McNeil	2010	(58)
3.	Bill Barry	1991	(56)
4.	Matt Gardiner	2008	(54)
5.	Dan Baccaro	2010	(53)

Runs Scored

1.	Bob Pagel	1994	(51)
2.	Rick Barrett	1998	(40)
2.	Phil Colla	1989	(40)
4.	DJ Mulhall	2004	(39)
4.	Bill Barry	1991	(39)
4.	Tony Thayne	1991	(39)
4.	Brian Green	1988	(39)

Doubles

1.	Matt Gardiner	2008	(19)
2.	Adam Kaplan	2004	(15)
2.	Justin McCulloch	2004	(15)
2.	Bill Barry	1991	(15)
5.	Chris Sudano	2003	(14)

Triples

1.	Dave Grandmaison	1989	(6)
2.	Bob Dinardo	1976	(5)
3.	Seven tied at		(4)

Home Runs

1.	Bob DiNardo	1976	(13)
2.	Tony Thayne	1991	(12)
2.	Phil Colla	1989	(12)
4.	Josh Coleman	2004	(9)
4.	Bill Barry	1991	(9)
5.	Matt Gardiner	2008	(8)
5.	Phil Colla	1991	(8)
5.	Jeff Saputo	1988	(8)
5.	Tim Poti	1984	(8)

Runs Batted In

1.	Tony Thayne	1991	(47)
1.	Jeff Saputo	1988	(47)
3.	Nando Porzio	1994	(44)
4.	Dan Baccaro	2010	(42)
5.	Josh Coleman	2004	(41)
5.	Bill Barry	1991	(41)

Walks

1.	Charlie Putnam	2000	(37)
2.	Bob Pagel	1994	(33)
3.	Charlie Putnam	2001	(30)
4.	Ian Reilly	2002	(29)
5.	Charlie Putnam	1998	(27)
5.	Phil Colla	1989	(27)
5.	Dave Krafick	1987	(27)
5.	Jon Lynch	2005	(27)

Stolen Bases

1.	Bob Pagel	1995	(26)
2.	Kevin Darcey	2004	(22)
3.	Matt Fox	1991	(21)
4.	Tony Thayne	1990	(19)
5.	Bob Pagel	1994	(18)

Games Played

1.	Jon Lynch	2002	(42)
2.	Matt Gardiner	2008	(41)
2.	Ian Reilly	2002	(41)
4.	Five tied at		(40)

SINGLE SEASON PITCHING RECORDS

Games Pitched

1.	Joe Postemsky	2008	(21)
2.	Carl Rivers	2003	(20)
2.	Ryan Slotmaker	2006	(20)
2.	Tim DeJohn	2006	(20)
5.	Six tied at		(18)

Innings Pitched

1.	Carl Rivers	2002	(87.2)
2.	Gary Lemme	1966	(84)
3.	Greg Palazano	2002	(75)
4.	Carl Rivers	2003	(69.2)
4.	Bill Girard	1964	(69.2)

Strikeouts

1.	Carl Rivers	2003	(100)
2.	Carl Rivers	2002	(82)
2.	Gary Lemme	1966	(82)
4.	Bob Guerrero	1971	(76)
5.	Billy Armstrong	2010	(75)

Wins

1.	Greg Palazano	2002	(6)
1.	Jim Bastura	1990	(6)
1.	Jim Bastura	1989	(6)
1.	Steve Pickett	1976	(6)
1.	Tom Cummings	1979	(6)
1.	Bob Guerrero	1971	(6)
1.	Jim Belter	1974	(6)

Earned Run Average

1.	Bob Guerrero	1971	(0.88)
2.	Gary Lemme	1967	(0.96)
3.	Chrzanowski	1965	(1.13)
4.	Jay Nichols	1973	(1.49)
5.	Jim Bastura	1990	(1.60)

Saves

1.	Scott Gentile	1991	(5)
1.	Daren Balducci	1994	(5)
1.	Carl Rivers	2002	(5)
4.	3 tied with		(4)

Record (by winning percentage)

1.	Jim Bastura	1990	(6-0)	1.000
2.	4 tied at		(5-0)	

SINGLE SEASON TEAM RECORDS

Games Played

43	2002
----	------

At Bats

1,394	2002
-------	------

Batting Average

.355	1990
------	------

Hits

429	2003
-----	------

Doubles

96	2003
----	------

Triples

18	2010
----	------

Home Runs

55	1991
----	------

Runs Batted In

311	1991
-----	------

Runs Scored

371	1991
-----	------

Base on Balls

191	2005
-----	------

Stolen Bases

92	1991
----	------

Innings Pitched

351	2002
-----	------

Wins

34	1991
----	------

Saves

8	1991, 2002
---	------------

Strike Outs

301	2003
-----	------

Earned Run Average

3.13	1990
------	------

Winning Percentage

.850 (34-6)	1991
-------------	------



Billy Armstrong

2011 WestConn Baseball

The Record Book

CAREER BATTING RECORDS

Batting Average (min 300 at bats)

1.	Bill Barry	1989-91	(.405)
2.	Phil Colla	1987, 89-91	(.391)
3.	John Capodice	1989-92	(.368)
4.	Tony Thayne	1990-92	(.352)
5.	Dan Baccaro	2006-10	(.349)
6.	Brenin Mucci	1998-01	(.342)
7.	Bob Pagel	1992-95	(.339)
8.	Matt Gardiner	2005-08	(.336)
9.	Sam McNeil	2007-10	(.335)
10.	DJ Mulhall	2002-05	(.331)

Games Played

1.	DJ Mulhall	2002-05	(144)
2.	Sam McNeil	2007-10	(138)
3.	Chris Kaplan	2002-05	(133)
3.	Ryan Koschmieder	2006-09	(133)
5.	Adam Kaplan	2003-06	(131)
6.	Jon Lynch	2001-03, 2005	(129)
6.	Anthony Puccio	2001-04	(129)
8.	Jay Sharkey	2000-03	(126)
9.	Matt Gardiner	2005-08	(125)
10.	Phil Colla	1987, 89-91	(123)

At Bats

1.	Sam McNeil	2007-10	(517)
2.	DJ Mulhall	2002-05	(496)
3.	Jon Lynch	2001-03, 2005	(462)
4.	Adam Kaplan	2003-06	(457)
5.	Jay Sharkey	2000-03	(456)
6.	Chris Kaplan	2002-05	(444)
7.	Anthony Puccio	2001-04	(440)
8.	Matt Gardiner	2005-08	(422)
9.	Ryan Koschmieder	2006-09	(415)
10.	Dan Baccaro	2006-10	(398)

Hits

1.	Sam McNeil	2007-10	(173)
2.	DJ Mulhall	2002-05	(162)
3.	Phil Colla	1987, 89-91	(146)
4.	Adam Kaplan	2003-06	(145)
5.	John Capodice	1989-92	(142)
5.	Matt Gardiner	2005-08	(142)
7.	Bill Barry	1989-91	(140)
8.	Dan Baccaro	2006-10	(139)
9.	Jay Sharkey	2000-03	(134)
10.	Jon Lynch	2001-03, 2005	(130)

Doubles

1.	DJ Mulhall	2002-05	(38)
1.	Sam McNeil	2007-10	(38)
3.	Adam Kaplan	2002-06	(37)
4.	Matt Gardiner	2005-08	(36)
5.	Bill Barry	1989-91	(32)
6.	Chris Kaplan	2002-05	(29)
6.	Jon Lynch	2001-03, 2005	(29)
7.	Charlie Putnam	1998-01	(26)
8.	Eben McKnight	2002-05	(26)
9.	Jay Sharkey	2000-03	(25)
10.	Brenin Mucci	1998-01	(24)

Triples

1.	Bob DiNardo	1973-76	(11)
2.	Bob Pagel	1992-95	(9)
3.	John Guinipero	1994, 96	(8)
3.	DJ Mulhall	2002-05	(8)
3.	Sam McNeil	2007-10	(8)
6.	Jim Fidaleo	1992, 97-98	(7)
7.	Jon Lynch	2001-03, 2005	(6)
8.	Dave Grandmaison	1986-89	(6)

Home Runs

1.	Phil Colla	1987, 89-91	(30)
2.	Bill Barry	1989-91	(18)
2.	Matt Gardiner	2005-08	(18)
2.	Tony Thayne	1990-92	(18)
2.	Les McMillen	1974, 76-77	(18)
5.	Bob DiNardo	1973-76	(16)
6.	Jeff Saputo	1988-90	(14)
7.	Dan Baccaro	2006-10	(13)
8.	Dave Fish	1993-96	(11)
8.	Peter Brunosso	1985-88	(11)
8.	Chris Sudano	2000-03	(11)

Runs Batted In

1.	Phil Colla	1987, 89-91	(128)
2.	Sam McNeil	2007-10	(101)
3.	Dan Baccaro	2006-10	(100)
4.	Jeff Saputo	1988-90	(98)
4.	Charlie Putnam	1998-01	(98)
4.	DJ Mulhall	2002-05	(98)
7.	John Capodice	1989-92	(93)
7.	Adam Kaplan	2003-06	(93)
9.	Matt Gardiner	2005-08	(92)
9.	Tony Thayne	1990-92	(92)

Runs Scored

1.	Bob Pagel	1992-95	(137)
2.	Phil Colla	1987, 89-91	(121)
3.	Sam McNeil	2007-10	(120)
4.	John Capodice	1989-92	(116)
5.	DJ Mulhall	2002-05	(98)
6.	Peter Brunosso	1985-88	(96)
7.	Matt Fox	1989-92	(94)
8.	Dave Fish	1993-96	(90)
8.	Charlie Putnam	1998-01	(90)
8.	Adam Kaplan	2003-06	(90)

Base On Balls

1.	Charlie Putnam	1998-01	(102)
2.	John Capodice	1989-92	(89)
3.	Phil Colla	1987, 89-91	(87)
4.	Bob Pagel	1992-95	(85)
5.	Peter Brunosso	1985-88	(78)
6.	DJ Mulhall	2002-05	(72)
7.	Dave Fish	1993-96	(62)
8.	Chris Sudano	2000-03	(56)
8.	Jay Sharkey	2000-03	(56)
9.	Tom Ross	1994-97	(54)
9.	Jon Lynch	2001-03, 2005	(54)

Stolen Bases

1.	Bob Pagel	1992-95	(68)
2.	Kevin Darcey	2002-05	(47)
3.	Matt Fox	1989-92	(43)
4.	Sam McNeil	2007-10	(36)
5.	Tom Ross	1994-97	(34)
6.	Tony Thayne	1990-92	(32)
7.	Chris Sudano	2000-03	(30)
8.	John Capodice	1989-92	(28)
9.	Dave Grandmaison	1986-89	(25)
9.	Brian Green	1987-88	(25)

CAREER PITCHING RECORDS

Appearances

1.	Joe Postemsky	2007-10	(67)
2.	Carl Rivers	2000-03	(60)
3.	Mike Troester	2003-06	(48)
4.	Scott Gentile	1990-92	(47)
5.	Steve Bainer	2007-10	(45)
6.	Miles Scribner	2007-10	(44)
7.	Jim Bastura	1987-90	(41)
7.	Gary Lemme	1965-68	(41)

Innings Pitched

1.	Carl Rivers	2000-03	(248.2)
2.	Gary Lemme	1965-68	(247.1)
3.	Bill McGee	1972-75	(197.2)
4.	Anthony Oskwarek	1968-71	(194.1)
5.	Bill Girard	1965-68	(177.2)
5.	Zane Honious	2003-06	(172.2)
6.	Billy Armstrong	2008-Pres.	(172.2)
8.	Tom Borio	1991-95	(171.1)
9.	Greg Palanzo	2000-02	(164.2)
10.	Rick Benzing	1975-78	(157.6)

Wins

1.	Jim Bastura	1987-90	(19)
2.	Tom Borio	1991-95	(17)
2.	Gary Lemme	1965-68	(17)
2.	Rick Benzing	1975-78	(17)
5.	Carl Rivers	2000-03	(14)
6.	Mike Larose	1991-94	(11)
6.	Jim Kitsock	1992-94	(11)
6.	Jason Mounts	1990-93	(11)
6.	Bill Girard	1965-68	(11)
6.	Billy Armstrong	2008-Pres.	(11)

Saves

1.	Scott Gentile	1990-92	(13)
2.	Daren Balducci	1994-96	(11)
3.	Carl Rivers	2000-03	(10)
4.	Bob Mayer	1986-87	(6)
5.	Ryan Sloomaker	2006	(3)
5.	Mike Troester	2003-06	(3)
5.	Scott Bednar	1990-1991	(3)

Earned Run Average

1.	Gary Lemme	1965-68	(1.89)
2.	Scott Gentile	1990-92	(2.04)
3.	Rick Benzing	1975-77	(2.66)
4.	Shupinus	1967-68, 70	(2.96)
5.	Anthony Oskwarek	1968-71	(3.10)
6.	Bill McGee	1972-75	(3.51)
7.	Mike Troester	2003-06	(4.05)
8.	Mike Wright	1991-93	(4.11)
9.	Tom Borio	1991-93, 95	(4.25)

Strikeouts

1.	Carl Rivers	2000-03	(276)
2.	Gary Lemme	1965-68	(247)
3.	Anthony Oskwarek	1968-71	(187)
3.	Bill Girard	1965-86	(187)
5.	Billy Armstrong	2008-Pres.	(180)
6.	Rick Benzing	1975-78	(179)
7.	Bill McGee	1972-75	(142)
8.	Greg Palanzo	2000-02	(135)
9.	Brian Krost	2005-06	(129)
10.	Scott Gentile	1990-92	(126)

Winning Percentage (minimum of 10 wins)

1.	Rick Benzing	1975-78	(17-4) .810
2.	Mike Larose	1991-94	(11-3) .786
3.	Tom Borio	1991-95	(17-7) .708
4.	Jim Bastura	1988-90	(19-8) .704
5.	Jim Kitsock	1992-94	(11-5) .688

The WCSU Baseball record book was compiled from old statistics and scorebooks. If you can show proof that a record is different than that shown on these pages, please call Scott Ames, Associate Athletic Director at 203-837-9014.



2011 WestConn Baseball

The WCSU Alumni Hall of Fame Inductees



Al Thomas
Baseball Coach
Inducted May 2001



Phil Colla
First Baseman 1987, 89-91
Inducted October 2001



John Ballino
Pitcher 1961-63
Inducted October 2002



Bob Pagel
Outfielder 1992-95
Inducted October 2002



Scott Gentile
Pitcher 1990-92
Inducted October 2003



Gary Lemme
Pitcher 1965-68
Inducted October 2004



Carl Rivers
Baseball Coach
Inducted October 2009



2011 WestConn Baseball Schedule

March

19	Sat.	vs. Plattsburgh State (2) #	9:00 am
20	Sun.	vs. Machester (2) #	10:00 am
21	Mon.	vs. Carroll (2) #	10:00 am
23	Wed.	vs. New Paltz (2) #	10:00 am
24	Thu.	vs. Scranton (2) #	10:00 am
25	Fri.	vs. Wisconsin-Oshkosh #	9:00 am
25	Fri.	vs. Otterbein #	12:00 pm
30	Wed.	at Ramapo College	3:30 pm

April

2	Sat.	SOUTHERN MAINE (2) *	12:00 pm
3	Sun.	FDU-FLORHAM	1:00 pm
6	Wed.	PURCHASE	3:30 pm
8	Fri.	WESTFIELD STATE	3:30 pm
9	Sat.	PLYMOUTH STATE (2) *	12:00 pm
14	Thu.	at Eastern Connecticut *	4:00 pm
16	Sat	at Keene State (2) *	12:00 pm
17	Sun.	at Mt. St. Vincent (at Purchase)	1:00 pm
19	Tue.	EASTERN CONNECTICUT *	4:00 pm

April cont.

20	Wed.	LEHMAN (2)	4:00 pm
21	Thu.	at St. Josephs-LI (2)	1:00 pm
23	Sat.	at UMass Dartmouth (2) *	12:00 pm
25	Mon.	MOUNT ST. MARY (NY)	5:00 pm
26	Tue.	TRINITY	5:00 pm
30	Sat.	RHODE ISLAND COLLEGE (2) *	12:00 pm

May

2	Mon.	ALBERTUS MAGNUS (2)	4:00 pm
3	Tue.	at Manhattanville College	4:00 pm
7	Sat.	at UMass Boston (2) *	12:00 pm
11-14	Thu.-Sun.	Little East Conference Tournament	TBA
18-22	Thu.-Mon.	NCAA Regionals	TBA
27-31	Sat.-Tue.	NCAA Finals	
		Fox Cities Stadium, Appleton, WI	TBA

HOME GAMES IN ALL CAPS

* denotes Little East Conference game

denotes at Gene Cusic Challenge – Fort Myers, FL



The 2011 Colonials