

***Western  
Connecticut  
State  
University***



***2010 Colonials Football***

# 2010 WESTCONN FOOTBALL

## WESTCONN QUICK FACTS

Location:	Danbury, CT 06810
Founded:	1903
President:	Dr. James W. Schmotter
Enrollment:	5,000
Nickname:	Colonials
School Colors:	Dark Blue, Metallic Copper and White
Stadium:	Westside Athletic Complex (2,500)
Surface:	SprintTurf
Lights:	Yes
Head Coach:	John Burrell
Burrell's Alma Mater, Year:	Middlebury, 1992
Burrell's Phone:	203-837-9028
Burrell's Email:	burrellj@wcsu.edu
Burrell's Record at Western:	37-43
2009 Final Record	2-8, 2-7 NJAC
Assistant Coaches, Responsibility:	Phone Number
Marc Bourque, Offensive Coordinator/QBs	203-837-9026
Dan Loewenberg, Special Teams Coordinator/WRs	203-837-9027
Larry Badaracco, Offensive Line	203-837-9024
Will Blanden, Defensive Backs	203-837-9029
Ernie Ricco, Running Backs	203-837-9052
Bradley Becque, Ast. Offensive Line, Strength & Conditioning	203-837-9031
John Mihalko, Defensive Line	203-837-9052
Mike Toscano, Linebackers	203-837-9029
Matt Saraceno, Video Coordinator	
Lindsey LeConche, Administrative Assistant	203-837-9052
Mark Stancati, Student Assistant	
Football Office Fax:	203-837-9025
Type of Offense:	Multiple
Type of Defense:	3-3-5
Captains:	Will Carr, Norvell Martin and Robert Perry
Director of Athletics:	Ed Farrington
Farrington's Office Phone:	203-837-9013
Farrington's Email:	farrington@wcsu.edu
Associate Athletic Director/Communications:	Scott Ames
Ames' Office Phone:	203-837-9014
Ames' Email:	ames@wcsu.edu
Ames' Home Phone:	203-270-3371
WCSU Athletics Fax Phone:	203-837-9050
Press Box Phones:	203-837-9912/9925

## DIRECTIONS TO THE WAC

Interstate 84 is the prime connector, passing through Danbury east-west. I-84 connects with I-684 in New York toward Westchester County and NY City. I-84 passes through Hartford (where it connects with I-91) and extends through Connecticut and meets the Mass. Turnpike which runs to Boston and upstate New York.

From I-84 Westbound (New England, points east)

- Take Exit 4
- Turn right at end of exit ramp
- Turn right at third set of lights onto University Blvd.
- The second right leads to Westside Stadium

From I-84 Eastbound (NY, NJ and points south and west)

- Take Exit 4
- Turn right at end of exit ramp
- Turn right at fourth set of lights onto University Blvd.
- The second right leads to Westside Athletic Complex



## MEDIA INFORMATION

This media guide was prepared by Western Connecticut State University SID Scott Ames (203-837-9014).

Post-game interviews are conducted per NCAA guidelines. Other interviews should be arranged through the SID.

If you plan to cover football at Westside Athletic Complex, please contact the WCSU Sports Information Office no later than 48 hours prior to the game. PRESS BOX space is limited to working press, official statisticians and off-field game officials.

There is NO space available in the press area for visiting scouts regardless of weather. Play-by-play and complete statistics are compiled immediately after each game and will be available in the press box.

RADIO stations wishing to broadcast from Western should contact Scott Ames at least two weeks in advance of the game to reserve press box space.

PRESS BOX PHONE NUMBER: 203-837-9912 or 9925

# THIS IS WESTCONN



## Westside Campus Center

to become tomorrow's top educators, corporate CEOs, TV personalities, environmental experts, jazz guitarists and political figures. That's why we design our degree curricula around a strategic blend of foundation courses that define their disciplines and state-of-the-art courses that derive from an ever-evolving body of knowledge. Faculty first; all else follows. The University offers 37 undergraduate programs and 17 master's degree programs. The already low cost to students may be supplemented by financial aid, which is used by 40% of all full-time students. Western has approximately 7,000 students, approximately 4,500 of them full-time undergraduates. Western has six residence halls offering co-educational and apartment-style living, which provide housing for almost 30% of undergraduates. The Housing Office will assist in making housing arrangements in the Danbury area.

### Athletics and Clubs

The 79,000-square-foot William A. O'Neill Athletic and Convocation Center opened in January of 1995. In 2005, the Westside Athletic Complex opened on the Westside campus. The WAC features a state-of-the-art SprintTurf surface, seating for 2,500, offices for coaches, a training and equipment room and several locker rooms.

Fourteen intercollegiate athletics programs are offered including football, women's and men's soccer, women's volleyball, women's tennis and field hockey in the fall; men's and women's basketball and women's swimming in the winter; and baseball, softball, men's tennis and men's and women's lacrosse in the spring. There are more than 60 student clubs and organizations on campus.

### Freshman Admission Guidelines

Each application is assessed individually.

Listed below are the general guidelines used in evaluating an applicant's academic record.

- High school diploma or GED
- SAT (1000 guideline) — Reading comp/math
- Rank in Class (RIC) — top 50%
- B minus average in the following:  
4 years of English



## The O'Neill Center

- \$50 application fee
- High school transcripts

• SAT 1 scores, senior year recommended (ACT results also are accepted). If English is not the applicant's first language, a 213 score or higher on the TOEFL must be submitted in lieu of, or in addition to, the SAT scores. Transfer students must file an application and pay the \$50 application fee. Official transcripts from every college attended should be sent to WestConn's Admission Office.

### University Scholars Program

This is an advanced program of study for talented students who want additional academic challenge. Academic scholarships are available. (1100 SAT and RIC top 15% guideline)

### Financial Aid

Scholarship and financial aid candidates must complete the Free Application For Student Aid (FAFSA). The output document resulting from FAFSA must be received in WestConn's data files with a valid index number by March 30 in order for you to be considered an on-time applicant. The recommended electronic filing date is March 15.

**Western Connecticut State University**, founded in 1903, is just a one-and-a-half hour journey from New York City, three hours from Boston and a short, spectacular drive to skiing in Connecticut's beautiful Northwest Corner! . Campuses WestConn's two beautiful campuses, only a few miles apart, are distinctly different. Our 34-acre Midtown campus evokes both our 100-year history and our 21st century commitment to the future. Students stroll pleasant pathways across a center green; classroom buildings are only a short distance from parking garages and residence halls. And just off campus, small shops and fine restaurants are a short walk away. Courses also are offered at WestConn at Waterbury. Westside campus pours on the country charm. Woods and lawn surround the classroom building, residence halls, Westside Athletic Complex, Westside Campus Center, observatory and playing fields. Students commute via our convenient shuttle buses or by car for classes, games and university events. WestConn's new Science Building was chosen Best of 2006 by New York Construction Magazine. It is a state-of-the-art, 122,000-square-foot facility and the first state-funded project to receive Leadership in Energy and Environmental Design, or LEED, silver certification from the U.S. Green Building Council. As such, it is the university's premier example of its proactive focus on maintaining the health of our shared environment.

### Why WestConn?

Students thrive at WestConn, anticipating the leadership careers for which they've been prepared by the university's cutting-edge programs. Here at WestConn, we recognize that today's freshmen can and do rise



## Westside Campus

- 3 years math (Alg. I, Geom., Alg. 2)
- 2 years social sciences, including U.S. history
- 2 years laboratory science
- 2 to 3 years foreign language (3 recommended)

Nursing, education and business departments may have additional requirements. Coursework in computer science, visual arts, theatre arts, music or dance may be substituted for one of the above academic areas.

Applications for the fall semester should be received by May 1.

### Transfer Students

Applicants are considered to be transfer students if they have 12 or more credits. A minimum of a 2.0 cumulative GPA is required for consideration for all students with 12 to 45 credits. Students with 45 or more credits will be required to meet academic major GPA standards to be admitted.

### Application Considerations

- Fall semester – rolling admissions begin Dec. 1
- Spring semester – rolling admissions begin Oct. 1
- WCSU admissions application

## HEAD COACH - JOHN BURRELL



John Burrell returns for his ninth season as the Head Coach of Western Connecticut State University. Burrell enters the 2010 campaign with an overall record of 37-43. He moved past legendary WestConn Coach Paul Pasqualoni (34-17) on the school's all-time win list and begins the season needing two wins to become the Colonials' winningest coach.

Since 1999, the team has compiled a 65-47 overall record. Coach Burrell is proud to have been an integral part of each season during this stretch.

Burrell believes his role as mentor to his players supersedes wins and losses. He is proud of the way his players comport themselves on campus and in the community. The Colonials continue to stand out as positive role models and are highly praised representatives of the University. Most of them are involved in community service projects on and off campus.

Last season, WestConn went 2-8 overall and finished in eighth place in the NJAC with a 2-7 record.

In 2008, the Colonials won two of their first four games but closed out the season on the short end of six straight games. It was only the second time in Burrell's seven-year tenure that his squad dropped more than four straight contests.

In 2007, WestConn went 4-6 and was 2-5 in the New Jersey Athletic Conference for the second straight year. It marked the first time since 1997 that the Colonials did not finish at least with a .500 record. Even though the team didn't have the kind of success the Colonials are accustomed to, several players received post-season accolades. Senior offensive tackle Tom McDonald led the award winners when he became the first Colonial in team history to be named to the prestigious American Football Coaches Association All-America team. Running back Wayne Neal became the second Colonial in a row to earn the NJAC Offensive Rookie of the Year award. Eleven players were

named to the NJAC All-Conference Team in 2007.

During his fifth season, WestConn went 5-5 overall and 2-5 in the NJAC. In 2006, eight Colonials were named to the NJAC All-Conference Team and freshman quarterback James Williams was honored as the league's Offensive Rookie of the Year.

2005 marked the first year that Burrell worked with a complete team of players that he and his staff had recruited. These players worked hard to improve and saw their work ethic pay off with a 6-4 record. They raised the mark from the previous year by improving to fourth in the rugged NJAC. Twelve team and individual records were eclipsed in '05. The 2005 team had 13 players represented on the All-NJAC team.

In 2004, the Colonials struggled to come to terms with the competition of the NJAC. However, thirteen individual or team records were broken by WestConn's potent spread offense in '04. WestConn finished the season with a mark of 5-5.

Burrell led the Colonials to a 6-4 overall record and 3-3 mark in the Freedom Football Conference in 2003. In his first campaign as head coach, in 2002, the Colonials had seven wins and three losses. That season, over twenty team or individual records were broken as the WestConn offense returned to prominence. In 2002 and 2003, the Colonials led the Freedom Football Conference with 14 players voted to the All-FFC team.

Burrell believes strongly in delegating authority and letting his assistants coach. He has built a strong nucleus within his coaching staff and he's excited to welcome Marc Bourque, Dan Loewenberg and Larry Badaracco back to his staff. Loewenberg has been with Coach Burrell since his inaugural season as Head Coach. Three of Burrell's assistants are former Colonial players (Loewenberg, Badaracco and Mike Toscano). Bourque will once again be coordinating the offense while Burrell will resume his duties as Defensive Coordinator. Loewenberg took over the role of special teams coordinator in '08. Burrell will also be coaching the Dogs this season. He served as the Defensive Back Coach at WestConn from 1997 to 1999 and again from 2005 through 2008.

This will be Burrell's 14th year as a coach at Western Connecticut State University. Prior to his appointment as Head Coach, Burrell coordinated WestConn's much-heralded defense for four years. During that span, Burrell's defenses were consistently among the best in the nation. In 2000, the defense was ranked number one in NCAA Division III in take-aways (4.37 per game), fourth in pass efficiency defense (70.9 rating), 11th in scoring defense (11.6 points per game) and 12th in total defense (247 yards per game). It was the third consecutive year the Colonials finished as the number one ranked defense in the Freedom Football Conference.

The Middlebury College graduate (B.A. 1992 - American Civilization) enjoyed a productive playing career from 1987 to 1990. He was a two-year varsity letter winner at running back. In 1990, Burrell was awarded the first annual Panther Award, presented to the player who most exemplifies the spirit and integrity of Middlebury football.

Burrell's coaching career started in 1991 at his alma mater. He spent two seasons working under his mentor and former coach, Mickey Heinecken.

In 1995, Burrell was an assistant coach at Ellicottville Central School in Western New York. He graduated from ECS in 1987.

Burrell came to WCSU in 1996 as a graduate assistant and coached the outside linebackers. From 1997 through 1999, he was the defensive backs coach and spent one season as the special teams coordinator. Before his promotion to Head Coach, Burrell spent two years as the lone full-time assistant to current NFL assistant coach Bob Surace. During that time, Burrell had many off the field responsibilities, including recruiting coordinator, academic advisor, faculty liaison and academic advisor.

Burrell is an active member of the American Football Coaches Association. He did chair the AFCA D-III All-America Committee in 2009 and will continue to serve as Co-Chairman on the AFCA Coach of the Year Committee.

John and his wife Erin live in Southbury, Connecticut. Erin, an Iowa State University graduate and Chagrin Falls, Ohio native, is a financial analyst for ATMI in Danbury. She is also a certified personal trainer and Pilates instructor. Erin is very involved with the football program throughout the year. She has been instrumental in the formulation of the Colonials' off-season strength and conditioning program and has worked one on one with many of the players.



# THE COACHING STAFF



## Marc Bourque - Offensive Coordinator/Quarterbacks

Marc Bourque returns to the Colonials for his eighth season as Offensive Coordinator, Quarterbacks Coach.

Bourque's previous tenure with the Colonials includes time as the Running Backs Coach and Special Teams Coordinator for two years, (1995-96) before taking over the quarterbacks and wide receivers for the 1997 campaign.

The 2003 Colonials broke over 20 offensive records.

Prior to rejoining the Colonials, Bourque spent three seasons at Rensselaer Polytechnic Institute in Troy, NY, where he coached quarterbacks. Preceding RPI, Bourque spent two years at Columbia University where he coached tight ends and h-backs.

Bourque, a native of Hooksett, NH began his coaching career as a volunteer assistant at the University of New Hampshire in 1994.

A 1993 graduate of Plymouth State, Bourque was a four-year performer for the Panthers.

Bourque's wife Michelle Arnold is an Associate Therapy Consultant for Medtronic, a medical device company based out of Minnesota. They currently reside in Pawling, N.Y.



## Dan Loewenberg - Special Teams Coordinator/Wide Receivers

Dan Loewenberg begins his 13th season on the Colonials' staff, ninth as the Wide Receivers Coach and third as Special Teams Coordinator.

Prior to joining the staff at Western, Loewenberg spent one season at nearby Immaculate High School. He served as both an Assistant Varsity Coach and Head Junior Varsity Coach.

During his playing career at Western (1993 - 96), Loewenberg was a three-year starter and an All-Conference wide receiver.

Dan, his wife, Kathy, and two daughters, Kailey and Mia currently reside in Milford, CT.



## Larry Badaracco - Offensive Line/Long Snappers

Larry Badaracco enters his fourth season as the Offensive Line Coach at his alma mater this fall.

As a player, Badaracco was a standout for Immaculate High School in Danbury. He then came to WestConn and played for the Colonials from 2000 to 2005. During his collegiate career, he played a multitude of positions, including stints on the offensive and defensive lines.

He holds a bachelor's degree in History from WestConn and is currently pursuing a Master's Degree in Special Education from Central Connecticut State University.

Badaracco and his wife Heather reside in New Milford, CT.



## Will Blanden - Defensive Backs

Will Blanden returned to the state of Connecticut in 2009 after residing in the metro Washington D.C. area.

He enters his second season at WestConn and will be working with the defensive backs in 2009.

Blanden played collegiately at Howard University in the nation's capital from 2003 to 2007. After two seasons as a walk-on non-scholarship two-sport athlete (football and basketball), he earned a scholarship at Howard.

After playing multiple positions on the field, he finally found his fit at quarterback in the 2006 season, where he started for the majority of the season.

Blanden is a native of Waterbury, CT, where he played quarterback and defensive back at Wilby High School and later The Taft School in Watertown.

He holds a Bachelor's in Accounting and is pursuing a Master's in Business Administration



## Ernie Ricco - Running Backs

Ernie Ricco enters his second year as the Running Backs Coach on the WestConn football staff.

Before entering the collegiate coaching ranks in 2009, Ricco spent 13 seasons at various levels as a position coach for receivers, quarterbacks, defensive backs, an Offensive and Defensive Coordinator and as a Head Coach.

A graduate of Southern Connecticut State University, he is married and lives in Wilton, CT.

Ricco is the father of six children ages 19, 18, 17, 16, six and five. He devotes his time to family, community, sports, government and work.

# THE COACHING STAFF



## **Bradley Becque - Assistant Offensive Line / Strength and Conditioning**

After receiving All-Conference accolades at Carbondale Community High School, Bradley Becque went to Knox College in Galesburg, IL where he excelled on the football field and in the weight room.

His junior year, he helped lead a Prairie Fire offense that finished seventh in Division III in total rushing yardage and earned a Second-Team All-Conference honors. After a standout junior campaign, Becque was lost in the first game of his senior year when he tore his ACL. He returned for a fifth season, earned All-Conference Honorable Mention honors and was named a Strength and Conditioning All-American by the National Strength and Conditioning Association.

He graduated with a Bachelor of Arts degree in Political Science and earned his minor in Black Studies.

He was also a member of the Xi Chapter of Beta Theta Pi while at Knox. Prior to joining the staff at WestConn, Becque worked as a Strength and Conditioning Graduate Assistant at Northwestern State University.

He is 24 and presently resides in Orange, CT.



## **John Mihalko - Defensive Line**

John Mihalko is in his first year on the Colonials' football staff. He will be coaching the Defensive Line for the this upcoming season.

Mihalko played his college football at Trinity College in Hartford, Connecticut. He was a member of the 2004-07 Bantams when the team amassed a combined record of 29-3. He was named to the All-NESCAC and ECAC First Teams during the '06 and '07 seasons.

For the past two seasons, Mihalko coached at Plymouth State University in Plymouth, New Hampshire. In his first season the Panthers made the NCAA Division III playoffs. In his second year, he coached the defensive line and had two linemen reap All-New England Football Conference First-Team honors.

He is single and is a native of Shelton, Conn.



## **Mike Toscano**

Mike Toscano returns to the state of Connecticut and his alma meter after residing in the metro Orlando, Florida area for the past three years.

Prior to joining the staff at WestConn, Toscano spent three seasons at West Orange High School in Orlando where he served as both an Assistant Varsity Coach and Head Junior Varsity Coach.

During his playing time as a member of the Western linebacker corps from 1999 to 2001, Toscano was a three-year starter, a two-time Hewlett-Packard All American. He was named captain his final two campaigns in 2000 and 2001.

He will be working with the linebackers this fall.



## **Lindsey LeConche Administrative Assistant**



## **Matt Saraceno Video Coordinator**



## **Mark Stancati Student Assistant Coach**

# MOVING UP THE RANKS

Since 1996, Western Connecticut State University football has produced numerous highly talented coaches. The following is a list of former head or assistant coaches that have moved on to coach at the professional level, at Division I, II or as a Head Coach at another Division III institution. If you feel any coach, currently at the NCAA Division III as a head coach or as an assistant or scout at a higher level, has been omitted from our list, please contact Scott Ames at [amess@wcsu.edu](mailto:amess@wcsu.edu).


Coach .....	Current Organization
Paul Pasqualoni .....	Dallas Cowboys (National Football League)
Bob Guarini.....	Indianapolis Colts (National Football League)
Frank Leonard.....	St. Louis Rams (National Football League)
Paul LaPolice.....	Winnipeg Blue Bombers (Canadian Football League)
Steve Addazio .....	University of Florida (NCAA Division I-FBS)
Dave Brock.....	Boston College (NCAA Division I-FBS)
Mike Chamoures .....	West Virginia University (NCAA Division I-FBS)
Scott Lakatos .....	University of Georgia (NCAA Division I-FBS)
Chris Rippon .....	Marshall University (NCAA Division I-FBS)

Coach .....	Current Organization
Guido Falbo .....	University of Massachusetts (NCAA Division I-FCS)
Bill McCord .....	Princeton University (NCAA Division I - FCS)
Jim Salgado .....	Princeton University (NCAA Division I-FCS)
Bob Surace .....	Princeton University (NCAA Division I-FCS)
Clint Wiley .....	Villanova University (NCAA Division I-FCS)
Gary Krol.....	West Liberty State College (NCAA Division II)
Tim Weaver .....	Bethany College (NCAA Division III - Head Coach)
Joe Loth .....	Otterbein College (NCAA Division III - Head Coach)


# WESTCONN HALL OF FAME FOOTBALL INDUCTEES



**Paul Pasqualoni**  
1982-86  
Inducted March 2001



**Glenn Worthy**  
1983-86  
Inducted March 2001



**Mike Megura**  
1983-86  
Inducted October 2001



**Les McMillan**  
1975-78  
Inducted October 2002



**Patrick Hackett**  
1983-86  
Inducted October 2007



**Nicholas Mongillo**  
1981-84  
Inducted October 2007

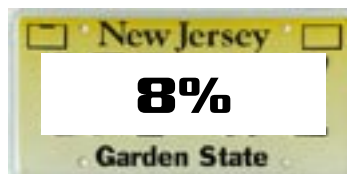
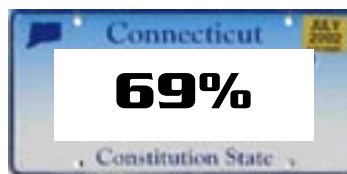


**Matt LeFever**  
1997-2000  
Inducted October 2009

# HOME SWEET HOME

Prior to pre-season camp and the 10 regular-season games, the Western Connecticut coaching staff is hard at work recruiting student athletes. The following is the breakdown of the 87 state-by-state recruiting successes and the returning letterwinners' and transfers' state-by-state breakdown as of the first day of pre-season camp.

Home Sweet Home State	Number
Connecticut	60
New York	19
New Jersey	7
Florida	1



# 2010 NUMERICAL ROSTER *(as of September 7)*

No	Name	Yr.	Pos.	Hgt.	Wgt.	Hometown/High School/Previous College	Major
1	Casey Olayos	Fr.	K	5-9	160	Shelton, CT/ St. Joseph's	Justice and Law Administration
2	Tre Johnson	Jr.	CB	5-11	175	Burlington, NJ/Burlington	Justice and Law Administration
3	Brenden Bish	So.	WR	5-11	190	Bridgeport, CT/Central	English
4	Chris Sloat	So.	QB	6-1	180	Stratford, CT/Bunnell	Justice and Law Administration
5	Bobby Rathbun	Sr.	WR	5-10	198	Wappingers Falls, NY/Arlington/CCSU	Justice and Law Administration
6	Adler Florian	Fr.	WR	5-9	165	Stamford, CT/Westhill/Dean	Justice and Law Administration
7	Jeff Johnston	So.	WR	6-0	181	New Fairfield, CT/New Fairfield	Marketing
8	Jordan Collins	Fr.	WR	5-11	180	Hamden, CT/Hamden	Justice and Law Administration
9	Chris Brown	So.	QB	5-10	185	Uniondale, NY/Waynesburg	Exploratory Studies
10	Ronnie Bilodeau	So.	QB	5-11	181	Ansonia, CT/Ansonia	Finance
12	Kevin Smolensky	Fr.	QB	6-2	200	Lyndhurst, NJ/Lyndhurst/Pace University	Finance
13	Sal Cuccia	Fr.	CB	5-11	185	Poughkeepsie, NY/ Roy C. Ketcham	Marketing
14	Cory Gardner	Fr.	WR	5-10	165	Meriden, CT/Maloney	Exploratory Studies
15	Hassan Parks	So.	WR	5-7	155	Waterbury, CT//Kennedy/Dean	Liberal Arts
16	Barry Abraham	Fr.	CB	5-7	160	Hamden, CT/Hamden	Accounting
17	Justin Cruickshanks	Sr.	TE	6-1	209	Colchester, CT/Bacon Academy	Management
18	Phil Santana	Fr.	FS	5-11	174	New Fairfield, CT/New Fairfield	Political Science
19	Tom Lacey	Fr.	FS	5-10	175	Wood-Ridge, NJ/Wood-Ridge	Justice and Law Administration
20	Cliff Rone	Sr.	FS	5-9	175	New Haven CT/Wilbur Cross	Mgmt. Info. Systems
21	Keith Getz	Sr.	LB	6-0	217	North Plainfield, NJ/North Plainfield	Management
22	Dan Allen	So.	FS	5-11	168	Fairfield, CT/Fairfield Warde	Justice and Law Administration
23	Eric Warren	Fr.	RB	5-10	165	New Haven, CT/Hamden Hall Country Day	Elem. Education/Math
24	Brian Makles	Sr.	CB	5-6	166	Southington, CT/Southington	Accounting
25	Tyler Wilcox	Fr.	CB	6-0	215	Higganum, CT/Haddam Killingworth/MCC	Justice and Law Administration
26	Tyrell Ballard	So.	CB	5-8	174	Bridgeport, CT/Fairfield Prep	Health Promotion Exercise Science
27	Tyler DeRosa	So.	RB	5-7	185	Miller Place, NY/Miller Place	Health Promotion Exercise Science
28	Tequan Boyd	So.	RB	5-9	209	Englewood, NJ/Dwight Morrow/Dean	Justice and Law Administration
29	Kwesi Mensah	Fr.	CB	5-9	160	White Plains, New York/Woodlands	Elementary Education/Math
30	Matt Gebert	So.	RB	5-10	197	Queens, NY/St. Francis Prep/Iona	Health Promotion Exercise Science
31	Eric Derario	Fr.	LB	6-1	180	Wappingers Falls, NY/Roy C. Ketcham	Justice and Law Administration
33	Dion Small	Fr.	RB	5-5	180	Waterbury, CT/ Crosby	Exploratory Studies
34	Sean Rohde	Fr.	DB	5-10	190	Poughkeepsie, NY/Our Lady of Lourdes	Liberal Arts
35	Justin May	Fr.	CB	5-11	180	Bridgeport, CT/ Bullard Havens	Health Education
36	Cody Stone	So.	DB	5-10	189	Winsted, CT/ Northwest Reg.	Psychology
37	Humza Abdul-Basir	Jr.	LB	5-10	192	Bridgeport, CT/Bullard Havens	Accounting
38	James Campbell	Jr.	K	6-2	240	Oakdale, NY/Connetquot	Health Promotion Studies
39	Jon Cam	Fr.	CB	5-6	160	Stamford, CT/Westhill	Exploratory Studies
40	Vincent Brown	So.	LB	5-8	195	Norwalk, CT/Norwalk/Housatonic	Justice and Law Administration
41	Brett Maher	So.	TE	6-1	240	Stony Point, NY/North Rockland/Rockland CC	Communications
42	Rich Mantiglia	Fr.	DB	5-8	180	Wolcott, CT/Wolcott	Justice and Law Administration
43	Ryan Donohue	Fr.	DB	5-10	170	Fishkill, NY/John Jay	Exploratory Studies
44	Christian Ciuzio	Fr.	DB	5-9	165	Westhampton, NY/Westhampton	Management Information Systems
45	Mike Lacia	So.	LB	6-0	206	Watertown, CT/Bridgton/Sacred Heart Univ.	Secondary Education/History
46	Cory Lawlor	So.	LB	5-10	213	Danbury, CT/Danbury	Marketing
47	Greg Galasso	Jr.	LB	6-1	220	Brewster, NY/Brewster	Management
48	Eric Cote	Fr.	LB	6-1	205	New Milford, CT/ New Milford/New Haven	Secondary Education/Math
49	Ken Bradley	Fr.	FS	5-11	180	New Haven, CT/ Hillhouse	American Studies
50	Michael Healy	Fr.	DE	6-0	230	Pittman, NJ /Gloucester CC	Secondary Education/History
51	Justin Rice	So.	NG	6-2	282	Hartford, CT/Canton/Briarwood	Accounting
53	Pete Johnson	Sr.	NG	6-0	255	Hartford, CT/Manchester	Health Promotion Exercise Science
54	Connor Capasso	Fr.	C	6-2	235	Woodbridge, CT/ Amity Regional	Justice and Law Administration
55	Will Carr ©	Jr.	G	6-0	285	West Haven, CT/West Haven/Gateway CC	Justice and Law Administration
56	Dan Lee	Fr.	LB	5-10	210	Clinton, CT/The Morgan School	Health Promotion Exercise Science
57	Devin Myers	Fr.	LB	6-1	200	Waterbury, CT/ Kennedy	Exploratory Studies
58	Devon Lawrence	Fr.	LB	5-8	220	Waterbury, CT/ Kennedy	Secondary Education/History
59	Greg Butcaris	Fr.	C	6-0	215	Trumbull, CT/Trumbull	History

# 2010 NUMERICAL ROSTER *(as of September 7)*

No	Name	Yr.	Pos.	Hgt.	Wgt.	Hometown/High School/Previous College	Major
60	Chuck Mastrianna	Jr.	C	6-0	283	Milford, CT/Jonathan Law	Business Administration
61	Robert Rodriguez	Fr.	G	6-0	280	Meriden, CT/Platt Tech	American Studies
63	Alan Quintero	So.	G	6-1	325	Norwalk, CT/Norwalk	Accounting
64	Nick Boyd	Fr.	DE	6-1	200	Milford, CT/Jonathan Law	Justice and Law Administration
66	Ryan Lee	Jr.	C	6-2	255	Bridgeport, CT/Central	Communications
67	Rob Carpenter	Fr.	G	6-1	225	East Setauket, NY/Ward Melville	History
68	Troy Van Buren	Fr.	G	5-10	250	Beacon, NY/Our Lady of Lourdes	History
69	Richard Boebel	Jr.	DE	5-11	236	Bristol, CT/Bristol Eastern/CCSU	Justice and Law Administration
70	Mike Federowicz	Fr.	T	6-3	240	Oxford, CT/ Oxford	Health Education
71	Kyle McCarthy	Jr.	T	6-4	300	Colchester, CT/Bacon Academy	Marketing
72	Jason Morris	Sr.	T	6-0	271	Hamden, CT/Hamden	Accounting
73	Steve Salcito	Sr.	T	6-5	267	Ridgefield, NJ/Ridgefield Memorial	Communications
74	Jelan Mitchell	Jr.	DE	6-0	215	Waterbury, CT /Crosby/Becker	Justice and Law Administration
75	Kyle Brooks	Jr.	G	5-11	288	Bronx, NY/Cardinal Hayes	Justice and Law Administration
77	Robert Perry ©	Sr.	T	6-4	281	Middletown, CT/Middletown	Media Arts
78	Andrew Nevit	Fr.	NG	5-10	281	Lindenhurst, NY/Lindenhurst	Exploratory Studies
79	Johnnie Medina	Fr.	T	6-6	310	Bridgeport, CT/ Bullard Havens	Justice and Law Administration
80	Gerard Jackson	Fr.	WR	6-2	200	Cortlandt Manor, NY/Walter Panas	Management
81	Bleck Joseph	So.	WR	5-10	160	Bridgeport, CT/Central	Justice and Law Administration
82	Dave Plaskon	Fr.	WR	6-0	185	Milford, CT/Jonathan Law/Sacred Heart Univ.	Art
83	Anthony Jenkins	Fr.	CB	5-10	195	Hartford, CT/Weaver/Capital CC	Exploratory Studies
84	Matt Hovan	Fr.	WR	5-8	160	Oxford, CT/Oxford	Management
87	Camillo Ferrari	So.	WR	5-7	165	Monroe, CT/Ludlow/SCSU	Professional Writing
89	Raheem McKinley	Fr.	TE	6-3	230	New Britain, CT/New Britain/Tunxis CC	Justice and Law Administration
90	Ian Yelmini	So.	DE	6-3	225	Glastonbury, CT/ Glastonbury/Curry	Justice and Law Administration
91	Michael Charles	Fr.	DE	6-0	210	Palm Beach, FL/ Palm Beach	Justice and Law Administration
92	David Johnson	Jr.	NG	5-11	233	Bronx, NY/Cardinal Hayes	Justice and Law Administration
93	Michael Farnsworth	So.	DE	6-2	235	Mystic, CT/Fitch/Mass. Maritime	Justice and Law Administration
94	Matt Pakulski	Sr.	DE	6-2	255	Naugatuck, CT/Holy Cross	Justice and Law Administration
95	Norvell Martin ©	Sr.	DE	6-2	268	North Haven, CT/Hyde Leadership	Professional Writing
97	Andrew Lyde	Fr.	NG	6-0	260	New Haven, CT/Hillhouse/Gateway CC	Justice and Law Administration
98	Danny Santiago	Fr.	DE	5-10	210	Brewster, NY/Brewster	Medical Technology

© = Captains

## HEAD COACH

John Burrell (Middlebury, 1992 - Ninth Season)

## ASSISTANTS

Offensive Coordinator/Quarterbacks: Marc Bourque  
 Wide Receivers/Special Teams Coordinator: Dan Loewenberg  
 Offensive Line/Long Snappers: Larry Badaracco  
 Defensive Backs: Will Blanden  
 Running Backs: Ernie Ricco  
 Assistant Offensive Line/Strength and Conditioning:  
 Bradley Becque  
 Defensive Line: John Mihalko  
 Linebackers: Mike Toscano  
 Administrative Assistant: Lindsey LeConche  
 Video Coordinator: Matt Saraceno  
 Student Assistant Coach: Mark Stancati



The 2010 WestConn seniors

# MEET THE PROJECTED OFFENSIVE STARTERS



**6 Adler Florian WR**  
5-9 - 165 lbs.  
Freshman  
Stamford, CT  
Westhill HS



**27 Tyler DeRosa RB**  
5-9 - 185 lbs.  
Sophomore  
Miller Place, NY  
Miller Place HS



**7 Jeff Johnston WR**  
6-0 - 181 lbs.  
Sophomore  
New Fairfield, CT  
New Fairfield HS



**17 Justin Cruickshanks TE**  
6-1 - 209 lbs.  
Senior  
Colchester, CT  
Bacon Academy HS



**4 Chris Sloat QB**  
6-1 - 180 lbs.  
Sophomore  
Stratford, CT  
Bunnell HS



**82 Dave Plaskon WR**  
6-0 - 185 lbs.  
Freshman  
Milford, CT  
Jonathan Law HS



**77 Robert Perry LT**  
6-4 - 281 lbs.  
Senior  
Middletown, CT  
Middletown HS



**71 Kyle McCarthy LG**  
6-4 - 300 lbs.  
Junior  
Colchester, CT  
Bacon Academy HS



**66 Ryan Lee C**  
6-2 - 255 lbs.  
Junior  
Bridgeport, CT  
Central HS



**55 Will Carr RG**  
6-0 - 285 lbs.  
Junior  
West Haven, CT  
West Haven HS



**73 Steve Salcito RT**  
6-5 - 267 lbs.  
Senior  
Ridgefield, NJ  
Ridgefield Memorial HS

# MEET THE PROJECTED DEFENSIVE STARTERS



**24 Brian Makles CB**  
5-6 - 166 lbs.  
Senior  
Southington, CT  
Southington HS



**26 Tyrell Ballard FS**  
5-8 - 174 lbs.  
Sophomore  
Bridgeport, CT  
Fairfield Prep HS



**2 Tre' Johnson CB**  
5-11 - 175 lbs.  
Junior  
Burlington, NJ  
Burlington HS



**37 Humza Abdul-Basir DB**  
5-10 - 192 lbs.  
Junior  
Bridgeport, CT  
Bullard Havens HS



**46 Cory Lawlor LB**  
5-10 - 213 lbs.  
Sophomore  
Danbury, CT  
Danbury HS



**47 Greg Galasso LB**  
6-0 - 209 lbs.  
Junior  
Brewster  
Brewster HS



**45 Mike Lacaria LB**  
6-0 - 206 lbs.  
Sophomore  
Watertown, CT  
Watertown HS



**20 Cliff Rone DB**  
5-9 - 175 lbs.  
Senior  
New Haven, CT  
Wilbur Cross HS



**94 Matt Pakulski DE**  
6-2 - 255 lbs.  
Senior  
Naugatuck, CT  
Holy Cross HS



**53 Pete Johnson NG**  
6-2 - 255 lbs.  
Senior  
Hartford, CT  
Manchester HS



**95 Norvell Martin DE**  
6-2 - 255 lbs.  
Junior  
North Haven, CT  
Hyde Leadership HS

# THE 2010 CAPTAINS



## Will Carr

# 55

**Height:** 6'0"  
**Weight:** 268 lbs.  
**Class:** Junior  
**Position:** Offensive Guard  
**Hometown:** West Haven, Connecticut  
**High School:** West Haven

**Last Season:** offense averaged 265.9 total yards... the ground game averaged 107.9 yards... the line allowed just 27 quarterback sacks on the season  
**High School Coach:** Ed McCarthy  
**Mother:** Stacey Ellis  
**Date of Birth:** January 18, 1986



## Norvell Martin

# 95

**Height:** 6'3"  
**Weight:** 265 lbs.  
**Class:** Senior  
**Position:** Defensive End  
**Hometown:** North Haven, Connecticut  
**High School:** Hyde Leadership

**Last Season:** fifth on the team with 37 total tackles... had 20 solo tackles... tallied 4.5 tackles for a loss of 10 yards... recovered one fumble... had a 1/2 quarterback sacks...  
**High School Coach:** John Acquivita  
**Parents:** Norvell and Anna Martin  
**Date of Birth:** May 30, 1989



## Robert Perry

# 77

**Height:** 6'4"  
**Weight:** 281 lbs.  
**Class:** Senior  
**Position:** Left Tackle  
**Hometown:** Middletown, Connecticut  
**High School:** Middletown

**Last Season:** returned to the team after sitting out the 2008 campaign... Colonials averaged 265. total offensive yards during his junior season  
**High School Coach:** Eric Marszalek  
**Parents:** Maurice Stuckey and Barbara Perry  
**Date of Birth:** January 17, 1988

## PLAYERS TO WATCH



**Justin Cruickshanks** **17**

**Height:** 6'1"  
**Weight:** 209 lbs.  
**Class:** Senior  
**Position:** Tight End  
**Hometown:** Colchester, Connecticut  
**High School:** Bacon Academy

**Last Season:** had eight catches for 99 yards... averaged 9.9 yards per catch... had four assisted tackles

**High School Coach:** Duane Miranda  
**Parents:** Brian and Diana Cruickshanks  
**Date of Birth:** April 3, 1989



**Pete Johnson** **53**

**Height:** 6'0"  
**Weight:** 255 lbs.  
**Class:** Senior  
**Position:** Nose Guard  
**Hometown:** Hartford, Connecticut  
**High School:** Manchester

**Last Season:** had 26 total tackles... registered 10 solo tackles... had 1.5 quarterback sack and 5.5 tackles for a loss... had one pass break up

**High School Coach:** Mike Masse  
**Parents:** Peter H. Johnson  
**Date of Birth:** January 5, 1987



**Tyler DeRosa** **27**

**Height:** 5'7"  
**Weight:** 190 lbs.  
**Class:** Sophomore  
**Position:** Running Back  
**Hometown:** Miller Place, New York  
**High School:** Miller Place

**Last Season:** named NJAC Offensive Rookie of the Year... had 75 carries for 305 yards and three touchdowns... caught 24 passes for 132 yards

**High School Coach:** Ron Petrie  
**Parents:** Robert and Andrea DeRosa  
**Date of Birth:** June 18, 1991



**Tre' Johnson** **2**

**Height:** 5'11"  
**Weight:** 175 lbs.  
**Class:** Junior  
**Position:** Corner Back  
**Hometown:** Burlington, New Jersey  
**High School:** Burlington Township

**Last Season:** tallied 31 total tackles... had 18 primary take downs... had a 1.5 tackle for a loss and two pass break ups

**High School Coach:** Thomas Maderia  
**Parents:** Ty and Donna Johnson  
**Date of Birth:** April 10, 1990



**Greg Galasso** **47**

**Height:** 6'1"  
**Weight:** 220 lbs.  
**Class:** Junior  
**Position:** Linebacker  
**Hometown:** Brewster, New York  
**High School:** Brewster

**Last Season:** led the team with 87 total tackles... had seven tackles for a loss of 23 yards and two quarterback sacks... had one pass break up

**High School Coach:** Don Palveraci  
**Parents:** Andrew and Colleen Galasso  
**Date of Birth:** August 8, 1990



**Jeffrey Johnston** **7**

**Height:** 6'0"  
**Weight:** 181 lbs.  
**Class:** Sophomore  
**Position:** Wide Receiver  
**Hometown:** New Fairfield, Connecticut  
**High School:** New Fairfield

**Last Season:** third on the team with 25 catches... amassed 299 yards and scored two touchdowns... had one rush for three yards

**High School Coach:** Andy Burhsbanm  
**Parents:** Jeffrey and Kristen Johnson  
**Date of Birth:** March 8, 1991

# PLAYERS TO WATCH



**Mike Lacia**

**45**

**Height:** 6'0"  
**Weight:** 206 lbs.  
**Class:** Sophomore  
**Position:** Linebacker  
**Hometown:** Watertown, Connecticut  
**High School:** Watertown

**Last Season:** second on the team with 60 total tackles... had 6.5 tackles for a loss and 1.5 sacks... recovered one fumble  
**High School Coach:** Roger Ouellette  
**Parents:** Thomas and Lori Lacia  
**Date of Birth:** April 18, 1989



**Brian Makles**

**24**

**Height:** 5'6"  
**Weight:** 165 lbs.  
**Class:** Senior  
**Position:** Corner Back  
**Hometown:** Southington, Connecticut  
**High School:** Southington

**Last Season:** had 34 total tackles... had 23 primary tackles... returned one interception 68 yards for a touchdown... second on the team with three pass break ups  
**High School Coach:** Bill Mella  
**Parents:** Jesse and Joan Makles  
**Date of Birth:** October 3, 1988



**Cory Lawlor**

**46**

**Height:** 5'10"  
**Weight:** 213 lbs.  
**Class:** Sophomore  
**Position:** Linebacker  
**Hometown:** Danbury, Connecticut  
**High School:** Danbury

**Last Season:** had four total tackles... registered one tackle for a loss and 1/2 sack as a freshman  
**High School Coach:** Rick Davis  
**Parents:** James and Christine Lawlor  
**Date of Birth:** October 14, 1990



**Matt Pakulski**

**94**

**Height:** 6'2"  
**Weight:** 255 lbs.  
**Class:** Senior  
**Position:** Defensive End  
**Hometown:** Naugatuck, Connecticut  
**High School:** Holy Cross

**Last Season:** fourth on the team with 41 total tackles... had 22 primary tackles... led the Colonials with 8.5 tackles for a loss of 28 yards... had 1.5 quarterback sacks  
**High School Coach:** Mike Giampetruzzi  
**Parents:** Felix and Peggy Pakulski  
**Date of Birth:** October 26, 1988



**Ryan Lee**

**66**

**Height:** 6'3"  
**Weight:** 255 lbs.  
**Class:** Junior  
**Position:** Offensive Center  
**Hometown:** Bridgeport, Connecticut  
**High School:** Central

**Last Season:** team averaged 265.9 total offensive yards during his sophomore campaign  
**High School Coach:** Dave Cadelina  
**Parents:** Randy and Carlene Lee  
**Date of Birth:** August 27, 1989



**Steve Salcito**

**73**

**Height:** 6'5"  
**Weight:** 267 lbs.  
**Class:** Senior  
**Position:** Right Tackle  
**Hometown:** Ridgefield, New Jersey  
**High School:** Ridgefield Memorial

**Last Season:** offensive line averaged 158 passing and 107.9 rushing yards a year ago  
**High School Coach:** Babe Mongilia  
**Parents:** Patrick and Janice Salcito  
**Date of Birth:** April 11, 1988

# ***THE WESTSIDE ATHLETIC COMPLEX “THE WAC”***

The Colonials’ football, field hockey, men’s and women’s soccer and men’s and women’s lacrosse teams play their contests at The Westside Athletic Complex.

The WAC, adjacent to the William A. O’Neill Athletic and Convocation Center, seats 2,500 and is surfaced with a new state-of-the art SprintTurf.

Offices for football, field hockey, soccer and lacrosse are housed in the structure’s second floor. Several locker rooms, an athletic training room and an equipment room have been designed for the lower level. A press box, two coaches boxes, two video platforms and VIP Room make up the upper level.



**Greg Galasso led the Colonials with 87 total tackles in 2009**

## ***NEWCOMERS TO KEEP AN EYE ON***



**31 Eric Derario DB**

6-1 180 lbs.  
Freshman  
Wappingers Falls, NY  
Roy C. Ketcham HS



**6 Adler Florian WR**

5-9 - 165 lbs.  
Freshman  
Stamford, CT  
Westhill HS  
Dean College



**19 Tom Lacey FS**

5-10 - 175 lbs.  
Freshman  
Wood-Ridge, NJ  
Wood-Ridge HS



**15 Hassan Parks TE**

5-7 - 155 lbs.  
Freshman  
Waterbury, CT  
Kennedy HS  
Dean College



**82 Dave Plaskon WR**

6-0 - 185 lbs.  
Freshman  
Milford, CT  
Jonathan Law HS  
Sacred Heart University



**33 Dion Small RB**

5-5 - 180 lbs.  
Freshman  
Waterbury, CT  
Crosby HS



**12 Kevin Smolensky QB**

6-2 - 200 lbs.  
Freshman  
Lyndhurst, NJ  
Lyndhurst HS  
Pace University



**23 Eric Warren RB**

5-10 - 165 lbs.  
Freshman  
New Haven, CT  
Hamden Hall County Day HS

# 2009 TEAM & INDIVIDUAL STATISTICS

Date	Opponent	Score	Overall	Conf.	Time	Attend
Sep 12	at Albright College	7-48	L	0-1-0	0-0-0	2:44
* Sep 19	KEAN	24-31	L	0-2-0	0-1-0	2:50
* Sep 26	at Buffalo State	26-37	L	0-3-0	0-2-0	3:03
* Oct 03	MORRISVILLE	17-25	L	0-4-0	0-3-0	2:48
* Oct 10	ROWAN	14-72	L	0-5-0	0-4-0	2:57
* Oct 17	at SUNY Cortland	6-35	L	0-6-0	0-5-0	2:28
* Oct 24	BROCKPORT	45-44	W	1-6-0	1-5-0	2:45
* Oct 31	at Montclair State	17-33	L	1-7-0	1-6-0	2:50
* Nov 07	at TCNJ	37-34	W	2-7-0	2-6-0	2:48
* Nov 14	WILLIAM PATERSON	7-34	L	2-8-0	2-7-0	2:38

\* indicates conference game

TEAM STATISTICS	WCSU	OPP
SCORING	200	393
FIRST DOWNS	159	137
Rushing	66	99
Passing	75	86
Penalty	18	12
RUSHING YARDAGE	1079	1908
Yards gained rushing	1425	2199
Yards lost rushing	346	291
Rushing Attempts	324	397
Average Per Rush	3.3	4.8
TDs Rushing	13	21
PASSING YARDAGE	1580	2204
Att-Comp-Int	289-152-10	245-151-5
Average Per Pass	5.5	9.0
Average Per Catch	10.4	14.6
TDs Passing	12	27
TOTAL OFFENSE	2659	4112
Total Plays	613	642
Average Per Play	4.3	6.4
KICK RETURNS: #-YARDS	59-1363	35-902
PUNT RETURNS: #-YARDS	11-50	29-257
INT RETURNS: #-YARDS	5-109	10-222
KICK RETURN AVERAGE	23.1	25.8
PUNT RETURN AVERAGE	4.5	8.9
INT RETURN AVERAGE	21.8	22.2
FUMBLES-LOST	26-8	19-8
PENALTIES-YARDS	56-521	82-817
PUNTS-YARDS	62-1860	36-1189
Average Per Punt	30.0	33.0
Net punt average	25.5	31.1
TIME OF POSSESSION/GAME	30:07	29:53
3RD-DOWN CONVERSIONS	42/132	56/133
4TH-DOWN CONVERSIONS	8/16	13/23
SACKS BY-YARDS	15-129	27-167
MISC YARDS	0	0
TOUCHDOWNS SCORED	27	54
FIELD GOALS-ATTEMPTS	5-6	7-11
PAT-ATTEMPTS	21-25	44-51

SCORE BY QUARTERS	1st	2nd	3rd	4th	Total
Western Connecticut	52	58	42	48	200
Opponents	103	129	93	68	393

RUSHING	GP	Att	Gain	Loss	Net	Avg	TD	Long	Avg/G
Lionel Assie	10	71	393	16	377	5.3	5	48	37.7
Tyler DeRosa	10	75	340	35	305	4.1	3	38	30.5
James Williams	10	86	399	146	253	2.9	1	51	25.3
Wayne Neal	10	61	193	43	150	2.5	4	19	15.0
Chris Sloat	9	16	69	40	29	1.8	0	30	3.2
Ronnie Bilodeau	3	2	13	0	13	6.5	0	9	4.3
Brendon Vinson	5	1	8	0	8	8.0	0	8	1.6
Steve Griffin	10	2	7	0	7	3.5	0	4	0.7
Jeff Johnston	10	1	3	0	3	3.0	0	3	0.3
James Davis	7	1	0	2	-2	-2.0	0	0	-0.3
TEAM	10	8	0	64	-64	-8.0	0	0	-6.4
Total.....	10	324	1425	346	1079	3.3	13	51	107.9
Opponents.....	10	397	2199	291	1908	4.8	21	72	190.8

PASSING	G	Effic	Cmp-Att-Int	Pct	Yds	TD	Lng	Avg/G
James Williams	10	113.62	124-228-5	54.4	1334	10	53	133.4
Chris Sloat	9	81.49	28-58-4	48.3	246	2	23	27.3
Ronnie Bilodeau	3	-66.67	0-3-1	0.0	0	0	0	0.0
Total.....	10	105.30	152-289-10	52.6	1580	12	53	158.0
Opponents.....	10	169.48	151-245-5	61.6	2204	27	93	220.4

RECEIVING	G	No.	Yds	Avg	TD	Long	Avg/G
Steve Griffin	10	32	351	11.0	4	53	35.1
Mike Keating	10	26	288	11.1	4	44	28.8
Jeff Johnston	10	25	299	12.0	2	30	29.9
Tyler DeRosa	10	24	132	5.5	0	15	13.2
Wayne Neal	10	15	142	9.5	1	30	14.2
Justin Cruickshanks	10	8	99	12.4	0	23	9.9
James Williams	10	8	76	9.5	0	23	7.6
Lionel Assie	10	7	76	10.9	0	25	7.6
Rich Spader	9	6	112	18.7	1	48	12.4
Kevin Trimbro	6	1	5	5.0	0	5	0.8
Total.....	10	152	1580	10.4	12	53	158.0
Opponents.....	10	151	2204	14.6	27	93	220.4

PUNT RETURNS	No.	Yds	Avg	TD	Long
Rich Spader	7	33	4.7	0	7
Bobby Rathbun	2	21	10.5	0	19
Justin Loomer	1	0	0.0	0	0
Tyler DeRosa	1	-4	-4.0	0	0
Total.....	11	50	4.5	0	19
Opponents.....	29	257	8.9	2	59

INTERCEPTIONS	No.	Yds	Avg	TD	Long
Colin Dillon	1	8	8.0	0	8
James Alford	1	0	0.0	0	0
Vinnie DeAguija	1	28	28.0	0	28
Javaris Brown	1	5	5.0	0	5
Brian Makles	1	68	68.0	1	68
Total.....	5	109	21.8	1	68
Opponents.....	10	222	22.2	1	83

KICK RETURNS	No.	Yds	Avg	TD	Long
Lionel Assie	31	848	27.4	1	86
Tyler DeRosa	19	455	23.9	0	46
Ryan Lee	2	3	1.5	0	0
Cory Lawlor	2	14	7.0	0	8
Justin Loomer	2	28	14.0	0	18
Justin Cruickshanks	1	11	11.0	0	11
Tre' Johnson	1	4	4.0	0	4
Kevin Trimbro	1	0	0.0	0	0
Total.....	59	1363	23.1	1	86
Opponents.....	35	902	25.8	3	90

SCORING	TD	FGs	Kick	Rush	Pass	DXP	Saf	Points
James Campbell	0	5-6	21-25	0-0	0-0	0	0	36
Lionel Assie	6	0-0	0-0	0-0	0-0	0	0	36
Wayne Neal	5	0-0	0-0	0-0	0-0	0	0	30
Mike Keating	4	0-0	0-0	0-0	0-0	0	0	24
Steve Griffin	4	0-0	0-0	0-0	0-0	0	0	24
Tyler DeRosa	3	0-0	0-0	0-0	1	0-0	0	20
Jeff Johnston	2	0-0	0-0	0-0	0	0-0	0	12
Rich Spader	1	0-0	0-0	0-0	0	0-0	0	6
James Williams	1	0-0	0-0	0-1	0	1-1	0	6
Brian Makles	1	0-0	0-0	0-0	0	0-0	0	6
Total.....	27	5-6	21-25	1-1	1	1-1	0	200
Opponents.....	54	7-11	44-51	1-3	1	0-0	1	393

TOTAL OFFENSE	G	Plays	Rush	Pass	Total	Avg/G
James Williams	10	314	253	1334	1587	158.7
Lionel Assie	10	71	377	0	377	37.7
Tyler DeRosa	10	75	305	0	305	30.5
Chris Sloat	9	74	29	246	275	30.6
Wayne Neal	10	61	150	0	150	15.0
Ronnie Bilodeau	3	5	13	0	13	4.3
Brendon Vinson	5	1	8	0	8	1.6
Steve Griffin	10	2	7	0	7	0.7
Jeff Johnston	10	1	3	0	3	0.3
James Davis	7	1	-2	0	-2	-0.3
TEAM	10	8	-64	0	-64	-6.4
Total.....	10	613	1079	1580	2659	265.9
Opponents.....	10	642	1908	2204	4112	411.2

FIELD GOALS	FGM-FGA	Pct	01-19	20-29	30-39	40-49	50-99	Lg
James Campbell	5-6	83.3	0-0	5-5	0-1	0-0	0-0	29

PUNTING	No.	Yds	Avg	Long	TB	FC	I20	Blkd
Chris Sloat	55	1751	31.8	62	1	7	12	2
James Campbell	3	75	25.0	38	0	1	0	1
TEAM	3	0	0.0	0	0	0	0	0
James Williams	1	34	34.0	34	0	0	1	0
Total.....	62	1860	30.0	62	1	8	13	3
Opponents.....	36	1189	33.0	46	1	6	14	1

ALL PURPOSE	G	Rush	Rec	PR	KOR	IR	Tot	Avg/G
Lionel Assie	10	377	76	0	848	0	1301	130.1
Tyler DeRosa	10	305	132	-4	455	0	888	88.8
Steve Griffin	10	7	351	0	0	0	358	35.8
James Williams	10	253	76	0	0	0	329	32.9
Jeff Johnston	10	3	299	0	0	0	302	30.2
Wayne Neal	10	150	142	0	0	0	292	29.2
Mike Keating	10	0	288	0	0	0	288	28.8
Rich Spader	9	0	112	33	0	0	145	16.1
Justin Cruickshanks	10	0	99	0	11	0	110	11.0
Brian Makles	8	0	0	0	0	68	68	8.5
Chris Sloat	9	29	0	0	0	0	29	3.2
Vinnie DeAguija	7	0	0	0	0	28	28	4.0
Justin Loomer	2	0	0	0	28	0	28	14.0
Bobby Rathbun	4	0	0	0	21	0	21	5.2
Cory Lawlor	9	0	0	0	0	14	14	1.6
Ronnie Bilodeau	3	13	0	0	0	0	13	4.3
Colin Dillon	8	0	0	0	0	8	8	1.0
Brendon Vinson	5	8	0	0	0	0	8	1.6
Kevin Trimbro	6	0	5	0	0	0	5	0.8
Javaris Brown	8	0	0	0	0	5	5	0.6
Tre' Johnson	10	0	0	0	4	0	4	0.4
Ryan Lee	9	0	0	0	3	0	3	0.3
James Davis	7	-2	0	0	0	0	-2	-0.3
TEAM	10	-64	0	0	0	0	-64	-6.4
Total.....	10	1079	1580	50	1363	109	4181	418.1
Opponents.....	10	1908	2204	257	902	222	5493	549.3

DEFENSIVE LEADERS	GP	Solo	Ast	Total	TFL/Yds	No-Yards	Int-Yds	BRUp	Rcv-Yds	FF	Kick	Saf
47												

# THE NEW JERSEY ATHLETIC CONFERENCE

The New Jersey Athletic Conference was founded in 1985 when the New Jersey State Athletic Conference, a men's sports conference, merged with their corresponding institutions in the Jersey Athletic Conference, a women's sports conference. The 10 founding member institutions were Kean College (now University), Montclair State College (now University), Jersey City State College (now New Jersey City University), Glassboro State College (now Rowan University), Ramapo College, Rutgers University-Camden, Rutgers University-Newark, Stockton State College (now The Richard Stockton College of New Jersey), Trenton State College (now The College of New Jersey), and William Paterson College (now University).

While meeting as a joint body to vote on broader policy and procedure matters, the conference continued to operate with separate legislative divisions governing men's and women's sports. Throughout its evolution, the conference has been guided by the following operating principles:

- \* To legislate through bylaws, policies, procedures, and ethical guidelines the administration of the intercollegiate athletic programs of conference members.
- \* To promote intercollegiate athletics as an integral part of the total education program.
- \* To protect the welfare of the student-athlete.
- \* To foster and uphold the highest standards of athletic competition and academic integrity.
- \* To support the principles and practices of Title IX and gender equity.
- \* To encourage allied membership in appropriate state, regional and national organizations.
- \* To cooperate with other amateur athletic organizations in promoting intercollegiate athletics.

Championships were originally offered in twelve sports: men's and women's basketball, baseball, softball, women's volleyball, men's golf, men's and women's tennis, men's and women's swimming and diving, wrestling and football. Today, the NJAC hosts 16 championships, nine for women (cross country, basketball, field hockey, soccer, softball, tennis, indoor track and field, outdoor track and field, volleyball) and seven for men (cross country, baseball, basketball, football, soccer, indoor track and field, outdoor track and field). The conference ranks as one of the strongest in NCAA Division III, with member schools capturing 41 national championships over the past 16 years.

In 1999, the New Jersey Athletic Conference added three new chapters to its history. In May, it hired its first commissioner in Donna Ledwin. In September, the conference amended its constitution to allow affiliate members on a sport-by-sport basis and accepted the State University of New York at Cortland as its first affiliate member for the sport of football. And in October, it revised its constitution and bylaws to merge the men's and women's sports divisions into a single decision-making body; to create committees which more directly address the needs and interests of the student-athletes and faculty athletic representatives; and to strengthen the partnership between the office of the president and the department of athletics on each of our member's campuses.

In 2002, the conference named its second commissioner in Terry Small. In 2003, the conference's historical changes included the expansion of the conference women's and men's soccer tournaments to six-team fields, the implementation of divisional play in women's and men's basketball, and the expansion of both postseason basketball tournaments to six-team fields. In 2004, the NJAC added its second affiliate football member in Western Connecticut State University. State University of New York Buffalo was added in 2006 as another football-only member and brought the total number of football-playing institutions in the conference to eight.

The NJAC grew to 10 teams beginning in 2008 when SUNY Morrisville and SUNY Brockport join as affiliated members.



## 2010 NJAC Preseason Football Coaches Poll

1. SUNY Cortland (4)
2. Montclair State (3)
3. Kean (2)
4. Rowan (1)
5. William Paterson (dark horse)
6. The College of Brockport
7. The College of New Jersey
8. **Western Connecticut**
9. Morrisville State
10. Buffalo State

First Place Votes In Parentheses

# INDIVIDUAL AND TEAM GAME HIGHS IN 2009

## INDIVIDUAL GAME HIGHS

Rushes	15	Tyler DeRosa vs Brockport (Oct 24, 2009)
Yards Rushing	143	Lionel Assie vs Brockport (Oct 24, 2009)
TD Rushes	3	Lionel Assie vs Brockport (Oct 24, 2009)
Long Rush	51	James Williams at Buffalo State (Sep 26, 2009)
Pass attempts	35	James Williams vs Kean (Sep 19, 2009)
Pass completions	20	James Williams vs Kean (Sep 19, 2009)
Yards Passing	259	James Williams at TCNJ (Nov 07, 2009)
TD Passes	3	James Williams vs Brockport (Oct 24, 2009) James Williams at TCNJ (Nov 07, 2009)
Long Pass	53	James Williams at TCNJ (Nov 07, 2009)
Receptions	7	Steve Griffin vs Kean (Sep 19, 2009) Mike Keating at Montclair State (Oct 31, 2009)
Yards Receiving	81	Jeff Johnston vs Brockport (Oct 24, 2009)
TD Receptions	1	Mike Keating at Buffalo State (Sep 26, 2009) Steve Griffin vs Morrisville (Oct 03, 2009) Jeff Johnston vs Rowan (Oct 10, 2009) Steve Griffin at SUNY Cortland (Oct 17, 2009) Steve Griffin vs Brockport (Oct 24, 2009) Mike Keating vs Brockport (Oct 24, 2009) Jeff Johnston vs Brockport (Oct 24, 2009) Mike Keating at Montclair State (Oct 31, 2009) Wayne Neal at Montclair State (Oct 31, 2009) Steve Griffin at TCNJ (Nov 07, 2009) Mike Keating at TCNJ (Nov 07, 2009) Rich Spader at TCNJ (Nov 07, 2009)
Long Reception	53	Steve Griffin at TCNJ (Nov 07, 2009)
Field Goals	1	James Campbell vs Kean (Sep 19, 2009) James Campbell vs Morrisville (Oct 03, 2009) James Campbell vs Brockport (Oct 24, 2009) James Campbell at Montclair State (Oct 31, 2009) James Campbell at TCNJ (Nov 07, 2009)
Long Field Goal	29	James Campbell at Montclair State (Oct 31, 2009)
Punts	8	Chris Sloat at Albright College (Sep 12, 2009) Chris Sloat vs Rowan (Oct 10, 2009) Chris Sloat at SUNY Cortland (Oct 17, 2009)
Punting Avg	43.0	Chris Sloat vs Morrisville (Oct 03, 2009)
Long Punt	62	Chris Sloat at Montclair State (Oct 31, 2009)
Long Punt Return	19	Bobby Rathbun at Montclair State (Oct 31, 2009)
Long Kickoff Return	86	Lionel Assie at Buffalo State (Sep 26, 2009)
Tackles	22	Greg Galasso at TCNJ (Nov 07, 2009)
Sacks	1.5	Justin Rice at Albright College (Sep 12, 2009)
Tackles For Loss	2.5	Pete Johnson at Buffalo State (Sep 26, 2009)
Interceptions	1	Javaris Brown vs Kean (Sep 19, 2009) Brian Makles vs Morrisville (Oct 03, 2009) James Alford at SUNY Cortland (Oct 17, 2009) Colin Dillon vs Brockport (Oct 24, 2009) Vinnie DeAguila at TCNJ (Nov 07, 2009)

## TEAM GAME HIGHS

Rushes	43	vs Brockport (Oct 24, 2009)
Yards Rushing	236	vs Brockport (Oct 24, 2009)
Yards Per Rush	5.5	vs Brockport (Oct 24, 2009)
TD Rushes	3	vs Kean (Sep 19, 2009) vs Brockport (Oct 24, 2009)
Pass attempts	36	vs Kean (Sep 19, 2009) at SUNY Cortland (Oct 17, 2009)
Pass completions	21	vs Kean (Sep 19, 2009)
Yards Passing	258	at TCNJ (Nov 07, 2009)
Yards Per Pass	10.3	at TCNJ (Nov 07, 2009)
TD Passes	3	vs Brockport (Oct 24, 2009) at TCNJ (Nov 07, 2009)
Total Plays	75	vs Brockport (Oct 24, 2009)
Total Offense	451	vs Brockport (Oct 24, 2009)
Yards Per Play	6.0	vs Brockport (Oct 24, 2009)
Points	45	vs Brockport (Oct 24, 2009)
Sacks By	3	at Albright College (Sep 12, 2009) at TCNJ (Nov 07, 2009)
First Downs	25	vs Brockport (Oct 24, 2009)
Penalties	12	vs Morrisville (Oct 03, 2009)
Penalty Yards	113	vs Morrisville (Oct 03, 2009)
Turnovers	5	vs Rowan (Oct 10, 2009)
Interceptions By	1	vs Kean (Sep 19, 2009) vs Morrisville (Oct 03, 2009) at SUNY Cortland (Oct 17, 2009) vs Brockport (Oct 24, 2009) at TCNJ (Nov 07, 2009)

# 2009 GAME SUMMARIES

## WEEK 1: at Albright (Sep 12, 2009 at Reading, PA)

Score by Quarters	1	2	3	4	Score	
Western Connecticut	7	0	0	0	7	Record: (0-1)
Albright College	7	18	16	7	48	Record: (2-0)

### Scoring Summary:

1st	07:14	ALBRIGHT	Drumgo 11 yd pass from Kelly (Whelan kick), 9-76 4:57, WCSU 0 - ALBRIGHT 7
	03:26	WCSU	Lionel Assie 4 yd run (James Campbell kick), 7-70 3:41, WCSU 7 - ALBRIGHT 7
2nd	11:49	ALBRIGHT	Romig 45 yd pass from Subers (Whelan kick), 5-92 2:08, WCSU 7 - ALBRIGHT 14
	05:17	ALBRIGHT	Kelly 56 yd run (Subers rush), 7-74 3:08, WCSU 7 - ALBRIGHT 22
	00:01	ALBRIGHT	Whelan 43 yd field goal, 10-32 2:54, WCSU 7 - ALBRIGHT 25
3rd	12:06	ALBRIGHT	Whelan 32 yd field goal, 8-24 2:42, WCSU 7 - ALBRIGHT 28
	09:26	ALBRIGHT	Pillar 93 yd pass from Kelly (Whelan kick failed), 1-93 0:09, WCSU 7 - ALBRIGHT 34
	06:13	ALBRIGHT	Holmes 9 yd run (Whelan kick), 5-44 1:27, WCSU 7 - ALBRIGHT 41
4th	07:23	ALBRIGHT	Wilbur 2 yd run (Venditti kick), 12-80 5:44, WCSU 7 - ALBRIGHT 48

	WCSU	ALBRIGHT
FIRST DOWNS	10	23
RUSHES-YARDS (NET)	35-96	39-243
PASSING YDS (NET)	72	362
Passes Att-Comp-Int	15-7-2	35-21-0
TOTAL OFFENSE PLAYS-YARDS	50-168	74-605
Fumble Returns-Yards	0-0	0-0
Punt Returns-Yards	1-6	5-26
Kickoff Returns-Yards	7-165	1-45
Interception Returns-Yards	0-0	2-35
Punts (Number-Avg)	8-35.2	3-33.7
Fumbles-Lost	1-0	0-0
Penalties-Yards	5-73	10-122
Possession Time	26:54	33:06
Third-Down Conversions	2 of 10	8 of 18
Fourth-Down Conversions	0 of 0	4 of 4
Red-Zone Scores-Chances	1-1	4-4
Sacks By: Number-Yards	3-17	2-10

**RUSHING:** Western Connecticut-Lionel Assie 6-30; James Williams 9-29; Tyler DeRosa 8-22; Wayne Neal 10-16; Chris Sloat 1-1; TEAM 1-minus 2. Albright College-Subers 4-66; Kelly 8-64; Holmes 8-60; Wilbur 12-46; LeGrand 3-14; Linn 3-minus 2; Galczynski 1-minus 5.

**PASSING:** Western Connecticut-James Williams 6-13-1-65; Chris Sloat 1-2-1-7. Albright College-Kelly 14-21-0-235; Subers 5-12-0-98; Galczynski 2-2-0-29.

**RECEIVING:** Western Connecticut-Steve Griffin 5-52; Jeff Johnston 1-13; Tyler DeRosa 1-7. Albright College-Romig 4-106; Bakala 4-52; Holmes 4-30; Pillar 2-98; Cieniewicz 2-29; Hettinger 1-13; Drumgo 1-11; Kromah 1-10; Zinzel 1-8; Wallace 1-5.

**INTERCEPTIONS:** Western Connecticut-None. Albright College-Bruno 1-31; Harig 1-4.

**FUMBLES:** Western Connecticut-Lionel Assie 1-0. Albright College-None.



## WEEK 2: vs. Kean University (Sep 19, 2009 at The WAC)

Score by Quarters	1	2	3	4	Score	
Kean	14	7	7	3	31	Record: (1-1,1-0)
Western Connecticut	7	3	7	7	24	Record: (0-2,0-1)

### Scoring Summary:

1st	07:25	KEAN	Matt Puorro 22 yd pass from Tom D'Ambrisi (Billy Daniels kick), 9-62 4:28, KEAN 7 - WCSU 0
	06:59	KEAN	Jason Liberti 0 yd blocked punt return (Billy Daniels kick), , KEAN 14 - WCSU 0
	00:42	WCSU	Wayne Neal 4 yd run (James Campbell kick), 11-69 6:11, KEAN 14 - WCSU 7
2nd	13:44	KEAN	Alex Cade 17 yd pass from Tom D'Ambrisi (Billy Daniels kick), 5-69 1:52, KEAN 21 - WCSU 7
	07:48	WCSU	James Campbell 28 yd field goal, 10-51 5:48, KEAN 21 - WCSU 10
3rd	14:39	KEAN	Alex Cade 17 yd pass from Tom D'Ambrisi (Billy Daniels kick), 1-17 0:08, KEAN 28 - WCSU 10
	04:34	WCSU	Wayne Neal 2 yd run (James Campbell kick), 10-56 4:35, KEAN 28 - WCSU 17
4th	07:19	KEAN	Billy Daniels 40 yd field goal, 6-6 2:53, KEAN 31 - WCSU 17
	04:12	WCSU	James Williams 8 yd run (James Campbell kick), 7-32 2:56, KEAN 31 - WCSU 24

	KEAN	WCSU
FIRST DOWNS	15	17
RUSHES-YARDS (NET)	28-42	33-74
PASSING YDS (NET)	246	186
Passes Att-Comp-Int	26-15-1	36-21-1
TOTAL OFFENSE PLAYS-YARDS	54-288	69-260
Fumble Returns-Yards	0-0	0-0
Punt Returns-Yards	2-28	0-0
Kickoff Returns-Yards	5-132	5-159
Interception Returns-Yards	1-0	1-5
Punts (Number-Avg)	5-33.6	6-24.8
Fumbles-Lost	2-0	2-0
Penalties-Yards	10-75	4-25
Possession Time	25:39	34:21
Third-Down Conversions	3 of 11	5 of 16
Fourth-Down Conversions	0 of 1	2 of 2
Red-Zone Scores-Chances	4-4	4-5
Sacks By: Number-Yards	5-49	2-26

**RUSHING:** Kean-Jared Chunn 14-28; Chris Aquino 4-8; Sean Atkins 3-5; Derric Harris 2-5; Tom D'Ambrisi 5-minus 4. Western Connecticut-Tyler DeRosa 7-29; Wayne Neal 8-24; Lionel Assie 5-18; James Williams 12-4; TEAM 1-minus 1.

**PASSING:** Kean-Tom D'Ambrisi 15-26-1-246. Western Connecticut-James Williams 20-35-1-182; Chris Sloat 1-1-0-4.

**RECEIVING:** Kean-Alex Cade 6-126; Derric Harris 4-64; Matt Puorro 2-32; Sean Atkins 1-15; Chris Aquino 1-6; Jared Chunn 1-3. Western Connecticut-Steve Griffin 7-55; Jeff Johnston 3-34; Wayne Neal 3-12; Lionel Assie 2-17; Tyler DeRosa 2-10; Mike Keating 2-8; Rich Spader 1-27; Justin Cruickshanks 1-23.

**INTERCEPTIONS:** Kean-Jamahl Williams 1-0. Western Connecticut-Javaris Brown 1-5.

**FUMBLES:** Kean-Jared Chunn 2-0. Western Connecticut-Wayne Neal 1-0; TEAM 1-0.



# 2009 GAME SUMMARIES

## WEEK 3: at Buffalo State (Sep 26, 2009 at Buffalo, N.Y.)

Score by Quarters	1	2	3	4	Score	
Western Connecticut	6	7	7	6	26	Record: (0-3,0-2)
Buffalo State	13	14	3	7	37	Record: (1-2,1-1)

### Scoring Summary:

1st	14:48	WCSU	Lionel Assie 86 yd kickoff return (James Campbell kick failed), , WCSU 6 - BUFF 0
	13:27	BUFF	Sherman Nelson 45 yd pass from Kenny Murphy (Nick Debbins kick), 3-60 1:21, WCSU 6 - BUFF 7
	08:44	BUFF	Ben Mauer 19 yd pass from Kenny Murphy (Nick Debbins kick failed), 3-27 1:28, WCSU 6 - BUFF 13
2nd	12:35	BUFF	Willie Hordge 2 yd run (Nick Debbins kick), 13-80 7:47, WCSU 6 - BUFF 20
	10:59	BUFF	Willie Hordge 5 yd run (Nick Debbins kick), 4-23 1:36, WCSU 6 - BUFF 27
	08:31	WCSU	Wayne Neal 6 yd run (James Campbell kick), 4-64 2:28, WCSU 13 - BUFF 27
3rd	07:06	WCSU	Wayne Neal 8 yd run (James Campbell kick), 2-11 0:48, WCSU 20 - BUFF 27
	02:56	BUFF	Nick Debbins 21 yd field goal, 10-57 4:10, WCSU 20 - BUFF 30
4th	05:01	BUFF	Willie Hordge 4 yd run (Nick Debbins kick), 13-71 7:00, WCSU 20 - BUFF 37
	03:43	WCSU	Mike Keating 12 yd pass from James Williams (James Campbell kick blockd), 4-56 1:18, WCSU 26 - BUFF 37

	WCSU	BUFF
FIRST DOWNS	17	21
RUSHES-YARDS (NET)	27-96	44-154
PASSING YDS (NET)	119	236
Passes Att-Comp-Int	27-15-1	29-13-0
TOTAL OFFENSE PLAYS-YARDS	54-215	73-390
Fumble Returns-Yards	0-0	0-0
Punt Returns-Yards	0-0	2-5
Kickoff Returns-Yards	5-130	3-77
Interception Returns-Yards	0-0	1-33
Punts (Number-Avg)	4-37.8	2-18.5
Fumbles-Lost	3-1	1-1
Penalties-Yards	5-55	8-71
Possession Time	25:06	34:54
Third-Down Conversions	5 of 10	6 of 15
Fourth-Down Conversions	0 of 1	1 of 4
Red-Zone Scores-Chances	3-4	5-7
Sacks By: Number-Yards	2-20	4-35

**RUSHING:** Western Connecticut-James Williams 9-70; Wayne Neal 8-22; Tyler DeRosa 6-19; Lionel Assie 2-7; Chris Sloat 1-minus 8; TEAM 1-minus 14. Buffalo State-Willie Hordge 26-107; Ben Mauer 8-58; Rob Smith 1-14; Sammy Smith 1-5; TEAM 3-minus 4; Kenny Murphy 5-minus 26.

**PASSING:** Western Connecticut-James Williams 14-25-1-122; Chris Sloat 1-2-0-minus 3. Buffalo State-Kenny Murphy 13-29-0-236.

**RECEIVING:** Western Connecticut-Wayne Neal 3-34; Mike Keating 3-31; Tyler DeRosa 3-30; Steve Griffin 2-7; Jeff Johnston 1-12; Kevin Trimbro 1-5; Justin Cruickshanks 1-3; Lionel Assie 1-minus 3. Buffalo State-Matt Pagano 3-45; Antonio Speed 2-56; Ben Mauer 2-31; Rob Smith 2-24; Sherman Nelson 1-45; Willie Hordge 1-19; Dan Brownson 1-8; Blake Malizia 1-8.

**INTERCEPTIONS:** Western Connecticut-None. Buffalo State-Matt Pacana 1-33.

**FUMBLES:** Western Connecticut-Ryan Lee 1-1; James Williams 1-0; TEAM 1-0. Buffalo State-Sherman Nelson 1-1.



## WEEK 4: vs Morrisville State (Oct 3, 2008 at The WAC)

Score by Quarters	1	2	3	4	Score	
Morrisville	0	6	6	13	25	Record: (1-4,1-3)
Western Connecticut	7	7	3	0	17	Record: (0-4,0-3)

### Scoring Summary:

1st	14:22	WCSU	Brian Makles 68 yd interception return (James Campbell kick), , MORRIS 0 - WCSU 7
2nd	13:07	WCSU	Steve Griffin 31 yd pass from James Williams (James Campbell kick), 8-57 3:52, MORRIS 0 - WCSU 14
	05:37	MORRIS	Hodges Sneed 2 yd pass from Jamieson Crast (Cliff Hanratty kick blocked), 14-74 7:24, MORRIS 6 - WCSU 14
3rd	10:00	MORRIS	Joe Shue 70 yd pass from Jamieson Crast (Peter Enriquez rush failed), 4-85 2:31, MORRIS 12 - WCSU 14
	05:12	WCSU	James Campbell 21 yd field goal, 13-65 4:43, MORRIS 12 - WCSU 17
4th	08:15	MORRIS	Joe Shue 11 yd pass from Jamieson Crast (Jamieson Crast rush failed), 6-23 3:34, MORRIS 18 - WCSU 17
	03:26	MORRIS	Sean Barrett 57 yd pass from Jamieson Crast (Cliff Hanratty kick), 7-86 3:12, MORRIS 25 - WCSU 17

	MORRIS	WCSU
FIRST DOWNS	17	15
RUSHES-YARDS (NET)	41-99	26-94
PASSING YDS (NET)	233	171
Passes Att-Comp-Int	26-13-1	31-17-0
TOTAL OFFENSE PLAYS-YARDS	67-332	57-265
Fumble Returns-Yards	0-0	0-0
Punt Returns-Yards	2-31	4-8
Kickoff Returns-Yards	4-91	5-103
Interception Returns-Yards	0-0	1-68
Punts (Number-Avg)	5-38.2	4-43.0
Fumbles-Lost	3-0	2-2
Penalties-Yards	7-75	12-113
Possession Time	33:41	26:19
Third-Down Conversions	7 of 15	6 of 15
Fourth-Down Conversions	2 of 3	0 of 1
Red-Zone Scores-Chances	2-3	1-2
Sacks By: Number-Yards	2-7	1-10

**RUSHING:** Morrisville-Maurice Mitchelson 23-59; Jamieson Crast 10-36; Devon Jordan 2-21; Peter Enriquez 1-5; Mike DiGirolamo 1-3; Sean Barrett 1-1; TEAM 3-minus 26. Western Connecticut-James Williams 13-57; Lionel Assie 4-16; Tyler DeRosa 4-13; Wayne Neal 5-8.

**PASSING:** Morrisville-Jamieson Crast 13-25-1-233; Mike DiGirolamo 0-1-0-0. Western Connecticut-James Williams 15-28-0-148; Chris Sloat 2-3-0-23.

**RECEIVING:** Morrisville-Hodges Sneed 5-38; Joe Shue 4-110; Kyle Gordon 2-33; Sean Barrett 1-57; Devon Jordan 1-minus 5. Western Connecticut-Wayne Neal 4-43; Tyler DeRosa 4-27; Steve Griffin 3-49; Jeff Johnston 3-20; Mike Keating 2-20; James Williams 1-12.

**INTERCEPTIONS:** Morrisville-None. Western Connecticut-Brian Makles 1-68.

**FUMBLES:** Morrisville-Jamieson Crast 1-0; TEAM 1-0; Maurice Mitchelson 1-0. Western Connecticut-Justin Loomer 1-1; James Williams 1-1.



# 2009 GAME SUMMARIES

## WEEK 5: vs Rowan University (Oct 10, 2009 at The WAC)

Score by Quarters	1	2	3	4	Score	
Rowan	21	23	14	14	72	Record: (4-1,3-1)
Western Connecticut	0	0	0	14	14	Record: (0-5,0-4)

### Scoring Summary:

1st	14:42	ROW	Ryan Leafey 59 yd pass from Frank Wilczynski (Mark Getsinger kick), 1-59 0:18, ROW 7 - WCSU 0
	12:15	ROW	Frank Wilczynski 68 yd run (Mark Getsinger kick), 2-64 0:43, ROW 14 - WCSU 0
	09:00	ROW	Frank Wilczynski 53 yd run (Mark Getsinger kick), 4-72 2:04, ROW 21 - WCSU 0
2nd	13:56	ROW	Dan Lisa 10 yd pass from Frank Wilczynski (Mark Getsinger kick), 8-80 3:48, ROW 28 - WCSU 0
	05:05	ROW	Mark Getsinger 42 yd field goal, 4-0 1:43, ROW 31 - WCSU 0
	03:20	ROW	Jon Downes 9 yd pass from Frank Wilczynski (Mark Getsinger kick), 4-20 1:24, ROW 38 - WCSU 0
	00:10	ROW	Frank Wilczynski 2 yd run (Mark Getsinger kick blocked), 8-0 2:12, ROW 44 - WCSU 0
3rd	10:49	ROW	Jon Downes 11 yd run (Mark Getsinger kick), 1-11 0:09, ROW 51 - WCSU 0
	03:31	ROW	Tom Rickmers 6 yd run (Mark Getsinger kick), 3-80 1:11, ROW 58 - WCSU 0
4th	11:21	ROW	Frank Rubino 83 yd interception return (Mark Getsinger kick), , ROW 65 - WCSU 0
	10:22	WCSU	Jeff Johnston 21 yd pass from Chris Sloat (James Campbell kick), 3-60 0:48, ROW 65 - WCSU 7
	09:59	ROW	Tariq Gaines 61 yd run (Mark Getsinger kick), 1-61 0:15, ROW 72 - WCSU 7
	05:36	WCSU	Lionel Assie 5 yd run (James Campbell kick), 4-16 1:55, ROW 72 - WCSU 14

	ROW	WCSU
FIRST DOWNS	19	17
RUSHES-YARDS (NET)	42-432	34-162
PASSING YDS (NET)	221	108
Passes Att-Comp-Int	20-13-0	30-14-2
TOTAL OFFENSE PLAYS-YARDS	62-653	64-270
Fumble Returns-Yards	0-0	0-0
Punt Returns-Yards	5-33	1-4
Kickoff Returns-Yards	3-62	11-220
Interception Returns-Yards	2-121	0-0
Punts (Number-Avg)	5-36.2	8-26.2
Fumbles-Lost	3-1	5-3
Penalties-Yards	11-154	5-49
Possession Time	27:02	32:58
Third-Down Conversions	3 of 12	4 of 24
Fourth-Down Conversions	2 of 2	0 of 1
Red-Zone Scores-Chances	4-4	2-4
Sacks By: Number-Yards	0-0	1-5

**RUSHING:** Rowan-Tariq Gaines 4-143; Frank Wilczynski 9-141; Ryan Leafey 7-47; Tom Rickmers 8-34; David Tejada 4-34; Keith Corcoran 4-26; Jon Downes 4-12; Sean Carroll 1-0; Tim Hagerty 1-minus 5. Western Connecticut-Tyler DeRosa 7-72; Lionel Assie 11-33; Wayne Neal 9-30; Chris Sloat 3-15; Ronnie Bilodeau 2-13; James Williams 1-0; TEAM 1-minus 1.

**PASSING:** Rowan-Frank Wilczynski 12-18-0-216; Tim Hagerty 1-2-0-5. Western Connecticut-James Williams 6-16-1-46; Chris Sloat 8-12-1-62; Ronnie Bilodeau 0-2-0-0.

**RECEIVING:** Rowan-Kevin DelleDonne 4-69; Ryan Leafey 2-64; Dan Lisa 2-50; Jon Downes 2-8; James Kinloch 1-17; Kay Robinson 1-8; Chris Garcia 1-5. Western Connecticut-James Williams 4-21; Mike Keating 2-29; Justin Cruickshanks 2-13; Tyler DeRosa 2-6; Jeff Johnston 1-21; Steve Griffin 1-7; Wayne Neal 1-6; Rich Spader 1-5.

**INTERCEPTIONS:** Rowan-Frank Rubino 1-83; Mike Barone 1-38. Western Connecticut-None.

**FUMBLES:** Rowan-Steve Wall 1-0; Brandon Jones 1-1; Frank Wilczynski 1-0. Western Connecticut-Lionel Assie 2-1; Kevin Trimbro 1-0; Tyler DeRosa 1-1; Chris Sloat 1-1.



## WEEK 6: at Cortland State (Oct 17, 2009 at Cortland, N.Y.)

Score by Quarters	1	2	3	4	Score	
Western Connecticut	6	0	0	0	6	Record: (0-6,0-5)
SUNY Cortland	7	7	7	14	35	Record: (4-2,4-2)

### Scoring Summary:

1st	10:45	WCSU	Steve Griffin 10 yd pass from James Williams (James Williams rush failed), 8-68 4:15, WCSU 6 - CORTLAND 0
	04:46	CORTLAND	Dom Sair 6 yd run (Marc Corrado kick), 2-11 0:47, WCSU 6 - CORTLAND 7
2nd	01:11	CORTLAND	AnthonyGiuliano 13 yd pass from Alex Smith (Marc Corrado kick), 3-40 0:40, WCSU 6 - CORTLAND 14
3rd	14:46	CORTLAND	Justin Autera 79 yd kickoff return (Marc Corrado kick), , WCSU 6 - CORTLAND 21
4th	13:56	CORTLAND	Justin Autera 59 yd punt return (Marc Corrado kick), , WCSU 6 - CORTLAND 28
	06:05	CORTLAND	Dom Sair 5 yd run (Marc Corrado kick), 8-55 4:15, WCSU 6 - CORTLAND 35

	WCSU	CORTLAND
FIRST DOWNS	13	17
RUSHES-YARDS (NET)	31-9	45-220
PASSING YDS (NET)	148	56
Passes Att-Comp-Int	36-15-1	8-4-1
TOTAL OFFENSE PLAYS-YARDS	67-157	53-276
Fumble Returns-Yards	0-0	0-0
Punt Returns-Yards	0-0	5-91
Kickoff Returns-Yards	6-121	2-115
Interception Returns-Yards	1-0	1-30
Punts (Number-Avg)	8-32.8	2-30.5
Fumbles-Lost	5-1	3-2
Penalties-Yards	2-20	6-40
Possession Time	31:24	28:36
Third-Down Conversions	4 of 15	3 of 8
Fourth-Down Conversions	0 of 3	1 of 2
Red-Zone Scores-Chances	1-2	3-6
Sacks By: Number-Yards	1-8	6-33

**RUSHING:** Western Connecticut-Chris Sloat 6-21; James Williams 12-15; Steve Griffin 2-7; Wayne Neal 4-5; Jeff Johnston 1-3; Lionel Assie 1-2; Tyler DeRosa 3-minus 1; TEAM 2-minus 43. SUNY Cortland-Dom Sair 20-163; AnthonyGiuliano 11-38; Bill Smith 6-20; Cory Russell 4-8; Joe Aston 1-1; Alex Smith 2-minus 5; Rob Von Barga 1-minus 5.

**PASSING:** Western Connecticut-James Williams 9-20-0-94; Chris Sloat 6-16-1-54. SUNY Cortland-Alex Smith 3-7-1-51; Rob Von Barga 1-1-0-5.

**RECEIVING:** Western Connecticut-Steve Griffin 5-45; Jeff Johnston 4-43; Tyler DeRosa 3-24; Mike Keating 2-22; James Williams 1-14. SUNY Cortland-Eddie Spillet 1-26; AnthonyGiuliano 1-13; Eric Hajnos 1-12; Brian Haber 1-5.

**INTERCEPTIONS:** Western Connecticut-James Alford 1-0. SUNY Cortland-D.J. Romano 1-30.

**FUMBLES:** Western Connecticut-TEAM 3-1; James Williams 1-0; Chris Sloat 1-0. SUNY Cortland-AnthonyGiuliano 1-0; Justin Autera 1-1; Rob Von Barga 1-1.



# 2009 GAME SUMMARIES

## WEEK 7: vs College at Brockport (Oct 24, 2009 at The WAC)

Score by Quarters	1	2	3	4	Score	
Brockport	7	20	14	3	44	Record: (2-5,1-5)
Western Connecticut	10	14	7	14	45	Record: (1-6,1-5)

### Scoring Summary:

1st	08:33	WCSU	James Campbell 25 yd field goal, 11-64 6:27, BROCKPRT 0 - WCSU 3
	08:20	BROCKPRT	Cevon Carver 80 yd kickoff return (Emilio Genzano kick), , BROCKPRT 7 - WCSU 3
	05:10	WCSU	Lionel Assie 1 yd run (James Campbell kick), 6-48 3:01, BROCKPRT 7 - WCSU 10
2nd	12:11	BROCKPRT	Tamere Shannon 24 yd pass from Jake Graci (Emilio Genzano kick), 9-74 2:44, BROCKPRT 14 - WCSU 10
	10:01	WCSU	Steve Griffin 16 yd pass from James Williams (James Campbell kick), 5-62 2:05, BROCKPRT 14 - WCSU 17
	09:48	BROCKPRT	Cevon Carver 90 yd kickoff return (Emilio Genzano kick blockd), , BROCKPRT 20 - WCSU 17
	01:32	BROCKPRT	Riedrick Alceus 7 yd run (Emilio Genzano kick), 10-61 3:11, BROCKPRT 27 - WCSU 17
	00:17	WCSU	Jeff Johnston 15 yd pass from James Williams (James Campbell kick), 10-52 1:09, BROCKPRT 27 - WCSU 24
3rd	10:42	WCSU	Lionel Assie 48 yd run (James Campbell kick), 3-57 1:52, BROCKPRT 27 - WCSU 31
	06:50	BROCKPRT	Tamere Shannon 10 yd pass from Jake Graci (Emilio Genzano kick), 13-61 3:45, BROCKPRT 34 - WCSU 31
	03:38	BROCKPRT	Jake Graci 21 yd run (Emilio Genzano kick), 4-52 1:24, BROCKPRT 41 - WCSU 31
4th	08:29	WCSU	Lionel Assie 35 yd run (James Campbell kick), 6-60 2:13, BROCKPRT 41 - WCSU 38
	04:35	BROCKPRT	Emilio Genzano 27 yd field goal, 10-47 3:47, BROCKPRT 44 - WCSU 38
	01:02	WCSU	Mike Keating 3 yd pass from James Williams (James Campbell kick), 7-30 3:22, BROCKPRT 44 - WCSU 45

	BROCKPRT	WCSU
FIRST DOWNS	22	25
RUSHES-YARDS (NET)	40-160	43-236
PASSING YDS (NET)	195	215
Passes Att-Comp-Int	32-18-1	32-19-2
TOTAL OFFENSE PLAYS-YARDS	72-355	75-451
Fumble Returns-Yards	0-0	0-0
Punt Returns-Yards	1-4	1-7
Kickoff Returns-Yards	7-269	7-178
Interception Returns-Yards	2-0	1-8
Punts (Number-Avg)	2-28.0	3-25.0
Fumbles-Lost	1-1	2-0
Penalties-Yards	4-31	1-15
Possession Time	23:24	36:36
Third-Down Conversions	10 of 16	8 of 14
Fourth-Down Conversions	0 of 2	1 of 2
Red-Zone Scores-Chances	3-3	5-6
Sacks By: Number-Yards	3-14	2-19

**RUSHING:** Brockport-Jake Graci 14-63; Aaron Zurn 13-55; Riedrick Alceus 11-44; TEAM 2-minus 2. Western Connecticut-Lionel Assie 13-143; Tyler DeRosa 15-60; Wayne Neal 5-21; James Williams 9-14; TEAM 1-minus 2.

**PASSING:** Brockport-Jake Graci 18-32-1-195. Western Connecticut-James Williams 19-31-1-215; Ronnie Bilodeau 0-1-1-0.

**RECEIVING:** Brockport-Tamere Shannon 8-99; Felipe Diaz 6-40; Matt Newman 3-48; Hector Rosas 1-8. Western Connecticut-Jeff Johnston 5-81; Steve Griffin 4-46; Mike Keating 4-32; Tyler DeRosa 2-15; Wayne Neal 2-10; Justin Cruickshanks 1-19; Rich Spader 1-12.

**INTERCEPTIONS:** Brockport-Darren Vukovic 1-0; Nathan Bull 1-0. Western Connecticut-Colin Dillon 1-8.

**FUMBLES:** Brockport-Jake Graci 1-1. Western Connecticut-Tyler DeRosa 1-0; James Williams 1-0.



## WEEK 8: at Montclair State (Oct 31, 2009 at Montclair, N.J.)

Score by Quarters	1	2	3	4	Score	
Western Connecticut	3	7	7	0	17	Record: (1-7,1-6)
Montclair State	7	7	12	7	33	Record: (7-1,7-0)

### Scoring Summary:

1st	06:46	WCSU	James Campbell 29 yd field goal, 14-54 8:14, WCSU 3 - MSU 0
	01:21	MSU	B. Lewin 46 yd pass from T. Fischer (M. Capozzoli kick), 2-48 0:47, WCSU 3 - MSU 7
2nd	07:57	WCSU	Wayne Neal 11 yd pass from Chris Sloat (James Campbell kick), 7-46 3:29, WCSU 10 - MSU 7
	01:20	MSU	B. Lewin 10 yd pass from T. Fischer (M. Capozzoli kick), 2-49 0:27, WCSU 10 - MSU 14
3rd	11:43	MSU	TEAM safety, , WCSU 10 - MSU 16
	07:51	MSU	M. Capozzoli 20 yd field goal, 6-30 3:42, WCSU 10 - MSU 19
	03:08	WCSU	Mike Keating 33 yd pass from James Williams (James Campbell kick), 7-56 4:33, WCSU 17 - MSU 19
	01:59	MSU	M. Jimenez 40 yd run (M. Capozzoli kick), 3-62 1:03, WCSU 17 - MSU 26
4th	12:37	MSU	D. Keegan 45 yd pass from T. Fischer (M. Capozzoli kick), 3-46 2:02, WCSU 17 - MSU 33

	WCSU	MSU
FIRST DOWNS	13	15
RUSHES-YARDS (NET)	29-115	28-138
PASSING YDS (NET)	130	224
Passes Att-Comp-Int	27-16-0	19-14-0
TOTAL OFFENSE PLAYS-YARDS	56-245	47-362
Fumble Returns-Yards	0-0	0-0
Punt Returns-Yards	2-21	3-16
Kickoff Returns-Yards	5-128	4-62
Interception Returns-Yards	0-0	0-0
Punts (Number-Avg)	7-28.3	5-32.4
Fumbles-Lost	1-0	1-0
Penalties-Yards	11-91	10-95
Possession Time	32:41	27:19
Third-Down Conversions	4 of 14	2 of 10
Fourth-Down Conversions	1 of 1	1 of 1
Red-Zone Scores-Chances	3-3	2-2
Sacks By: Number-Yards	0-0	1-6

**RUSHING:** Western Connecticut-Lionel Assie 10-50; Tyler DeRosa 8-26; Wayne Neal 5-23; James Williams 5-22; Chris Sloat 1-minus 6. Montclair State-M. Jimenez 7-70; J. Bliss 10-27; C. D'Andrea 9-21; T. Fischer 1-11; R. Boysen 1-9.

**PASSING:** Western Connecticut-James Williams 11-19-0-93; Chris Sloat 5-8-0-37. Montclair State-T. Fischer 11-16-0-200; R. Boysen 3-3-0-24.

**RECEIVING:** Western Connecticut-Mike Keating 7-70; Tyler DeRosa 3-2; Jeff Johnston 2-17; Justin Cruickshanks 1-13; Steve Griffin 1-11; Wayne Neal 1-11; James Williams 1-6. Montclair State-B. Lewin 5-90; D. Keegan 3-87; A. Letizia 2-20; R. Litz 2-15; T. Miller 1-11; J. Bliss 1-1.

**INTERCEPTIONS:** Western Connecticut-None. Montclair State-None.

**FUMBLES:** Western Connecticut-Tyler DeRosa 1-0. Montclair State-C. D'Andrea 1-0.



# 2009 GAME SUMMARIES

## WEEK 9: at The College of New Jersey (Nov 07, 2009 at Ewing, N.J.)

Score by Quarters	1	2	3	4	Score	
Western Connecticut	6	20	11	0	37	Record: (2-7,2-6)
TCNJ	13	14	7	0	34	Record: (4-5,3-5)

### Scoring Summary:

1st	11:19	TCNJ	Bill Picatagi 25 yd run (Marc Zucconi kick failed), 8-57 3:41, WCSU 0 - TCNJ 6
	08:10	WCSU	Rich Spader 48 yd pass from James Williams (James Campbell kick failed), 6-75 3:02, WCSU 6 - TCNJ 6
	01:31	TCNJ	Mark Gardner 15 yd pass from James Donoghue (Marc Zucconi kick), 9-76 3:32, WCSU 6 - TCNJ 13
2nd	14:20	WCSU	Steve Griffin 53 yd pass from James Williams (James Campbell kick), 6-80 2:11, WCSU 13 - TCNJ 13
	06:35	TCNJ	Bill Picatagi 4 yd run (Marc Zucconi kick), 6-50 2:40, WCSU 13 - TCNJ 20
	02:37	WCSU	Tyler DeRosa 4 yd run (James Campbell kick), 7-62 3:53, WCSU 20 - TCNJ 20
	00:21	TCNJ	Colin Weber 22 yd pass from James Donoghue (Marc Zucconi kick), 4-42 0:30, WCSU 20 - TCNJ 27
	00:00	WCSU	Mike Keating 44 yd pass from James Williams (James Campbell kick blocked), 2-66 0:15, WCSU 26 - TCNJ 27
3rd	10:39	TCNJ	Mark Gardner 14 yd pass from James Donoghue (Marc Zucconi kick), 11-75 4:16, WCSU 26 - TCNJ 34
	06:34	WCSU	James Campbell 23 yd field goal, 10-35 3:58, WCSU 29 - TCNJ 34
	03:41	WCSU	Tyler DeRosa 5 yd run (Tyler DeRosa pass from James Williams), 5-37 2:49, WCSU 37 - TCNJ 34

	WCSU	TCNJ
FIRST DOWNS	18	28
RUSHES-YARDS (NET)	36-101	47-250
PASSING YDS (NET)	258	194
Passes Att-Comp-Int	25-13-0	29-22-1
TOTAL OFFENSE PLAYS-YARDS	61-359	76-444
Fumble Returns-Yards	0-0	0-0
Punt Returns-Yards	1-5	2-9
Kickoff Returns-Yards	4-82	6-49
Interception Returns-Yards	1-28	0-0
Punts (Number-Avg)	6-28.5	3-34.7
Fumbles-Lost	2-0	4-2
Penalties-Yards	6-34	7-69
Possession Time	27:04	32:56
Third-Down Conversions	1 of 10	8 of 15
Fourth-Down Conversions	2 of 2	1 of 2
Red-Zone Scores-Chances	3-3	3-4
Sacks By: Number-Yards	3-24	3-11

**RUSHING:** Western Connecticut-Lionel Assie 8-46; Tyler DeRosa 10-34; James Williams 10-12; Brendon Vinson 1-8; Chris Sloat 1-4; Wayne Neal 4-0; TEAM 1-minus 1; James Davis 1-minus 2. TCNJ-Michael Yetka 20-117; Bill Picatagi 15-97; Kevin Brown 6-32; James Donoghue 5-3; Marc Zucconi 1-1.

**PASSING:** Western Connecticut-James Williams 12-19-0-259; Chris Sloat 1-6-0-minus 1. TCNJ-James Donoghue 22-28-1-194; Bill Picatagi 0-1-0-0.

**RECEIVING:** Western Connecticut-Steve Griffin 3-79; Tyler DeRosa 3-10; Mike Keating 2-58; Justin Cruickshanks 2-28; Rich Spader 1-48; Wayne Neal 1-26; Jeff Johnston 1-9. TCNJ-Mark Gardner 8-83; C. Richardson 8-78; Michael Yetka 3-8; Colin Weber 2-24; Bill Picatagi 1-1.

**INTERCEPTIONS:** Western Connecticut-Vinnie DeAguiila 1-28. TCNJ-None.

**FUMBLES:** Western Connecticut-Lionel Assie 1-0; James Williams 1-0. TCNJ-Scotty Mathurin 2-1; Kevin Brown 1-0; C. Richardson 1-1.



## WEEK 10: vs. William Paterson (Nov 14, 2009 at The WAC)

Score by Quarters	1	2	3	4	Score	
William Paterson	14	13	7	0	34	Record: (5-5,4-5)
Western Connecticut	0	0	0	7	7	Record: (2-8,2-7)

### Scoring Summary:

1st	05:59	WPU	Joel Rivera 35 yd pass from Matt Marshall (Ryan Brzycki kick), 7-62 3:08, WPU 7 - WCSU 0
	02:58	WPU	Joel Rivera 14 yd pass from Matt Marshall (Ryan Brzycki kick), 2-44 0:40, WPU 14 - WCSU 0
2nd	05:27	WPU	Chris Schule 5 yd pass from Matt Marshall (Ryan Brzycki rush fumbld), 7-47 2:54, WPU 20 - WCSU 0
	03:47	WPU	Marcus McKinney 18 yd run (Ryan Brzycki kick), 1-18 0:09, WPU 27 - WCSU 0
3rd	03:54	WPU	Marcus McKinney 1 yd run (Ryan Brzycki kick), 10-48 4:58, WPU 34 - WCSU 0
4th	00:06	WCSU	Tyler DeRosa 2 yd run (James Campbell kick), 9-75 4:32, WPU 34 - WCSU 7

	WPU	WCSU
FIRST DOWNS	20	14
RUSHES-YARDS (NET)	43-170	30-96
PASSING YDS (NET)	237	173
Passes Att-Comp-Int	21-18-0	30-15-1
TOTAL OFFENSE PLAYS-YARDS	64-407	60-269
Fumble Returns-Yards	0-0	0-0
Punt Returns-Yards	2-14	1-7
Kickoff Returns-Yards	0-0	4-77
Interception Returns-Yards	1-3	0-0
Punts (Number-Avg)	4-32.0	8-23.8
Fumbles-Lost	1-1	3-1
Penalties-Yards	9-85	5-46
Possession Time	32:18	27:42
Third-Down Conversions	6 of 13	3 of 14
Fourth-Down Conversions	1 of 2	2 of 3
Red-Zone Scores-Chances	4-6	1-2
Sacks By: Number-Yards	1-2	0-0

**RUSHING:** William Paterson-Marcus McKinney 27-118; Dawys German 11-35; Derrik Rideg 2-15; Matt Marshall 2-4; TEAM 1-minus 2. Western Connecticut-Lionel Assie 11-32; Tyler DeRosa 7-31; James Williams 6-30; Chris Sloat 3-2; Wayne Neal 3-1.

**PASSING:** William Paterson-Matt Marshall 18-21-0-237. Western Connecticut-James Williams 12-22-0-110; Chris Sloat 3-8-1-63.

**RECEIVING:** William Paterson-Joel Rivera 7-102; Bruce Katkowski 3-62; Derrik Rideg 3-23; Chris Schule 3-10; Marcus McKinney 1-30; John Matthews 1-10. Western Connecticut-Lionel Assie 4-62; Jeff Johnston 4-49; Rich Spader 2-20; Mike Keating 2-18; James Williams 1-23; Tyler DeRosa 1-1; Steve Griffin 1-0.

**INTERCEPTIONS:** William Paterson-Bret Cadena 1-3. Western Connecticut-None.

**FUMBLES:** William Paterson-Chris Schule 1-1. Western Connecticut-James Williams 2-0; Lionel Assie 1-1.



**Stay updated on WCSU Football  
by visiting our Web page:  
<http://www.wcsu.edu/sports/Football/index.html>**

# 2009 AWARD WINNERS



## The Brian Blanchard Award

Eric Voytek was the recipient of the coveted Brian Blanchard Award in 2008.

Voytek was an offensive guard on the front line for the Colonials a year ago. WestConn's offense averaged 265.9 total offensive yards with 158 of those yards coming via the airways.

Presented each spring in memory of the late Brian Blanchard, who died in the summer of 1983 following a construction accident, the award is given to the player who best exemplifies the qualities Brian exhibited in his devotion to school, the team and sports.

A graduate of Southington High School, Blanchard was an exemplary Division III student-athlete. A fine student and two-year starter on Western's football team, he is remembered as a player who excelled, despite lacking great size and speed.

### Past recipients of the Brian Blanchard Award

Dwayne Kouf (1983)  
Peter Fitzpatrick (1984)  
Deron Bayer (1985)  
Scott Lakatos (1985)  
Jesse McCray (1986)  
Allan Ganter (1987)  
Scott Zinser (1988)  
Ron Gleissner (1989)

Ed Ciccone (1990)  
Tim Regan (1991)  
Dean Heinemann (1992)  
Noel Gill (1993)  
David Sessa (1994)  
Tom Delvecchio (1995)  
Jason Mosley (1996)

Nelson Bowden (1996)  
Bobby McClain (1997)  
Quinzell Barnes (1998)  
Mike Aronson (1999)  
Manuel Estevez (2000)  
Karl Morgan (2001)  
Daron Reid (2002)

Clarence James (2003)  
Ray Consentino (2004)  
Jason Adamson (2005)  
Jason Alcin (2005)  
Abhishek Herekar (2006)  
Tom McDonald (2007)  
Alan Bowan (2008)



## The Jamie Caron Award

James Alford was the 2009 recipient of the Jamie Caron Award.

Last season, Alford, from his cornerback position, had 12 primary tackles and 20 assists, one interception and a team-high five pass break ups. He had a 4.0 tackles for a loss of 32 yards and 2.0 quarterback sacks in his junior season.

Presented each spring in memory of the late Jamie Caron, who died in the summer of 1993 following a construction accident, the award is given to the most outstanding defensive backfield player.

Jamie Caron was a standout defensive back for the Colonials from 1981-84. He holds three Colonials' records including: interceptions in a game: three vs. Westfield State in 1984; interceptions in a career: 19, 1981-84; return yards off interceptions in a career: 276, 1981-84.

Jason Arters, a cousin of Caron's was the inaugural recipient of the Jamie Caron Award in 1993.

### Past recipients of the Jamie Caron Award

Jason Arters (1993)  
Brian McNamara (1994)  
Brian Rewkowski (1995)  
Anthony Constantine (1996)

Gene McRea (1997)  
Joe LaBella (1998)  
Winston Huggins (1999)  
Keith Parmalee (2000)

Mike Smith (2001)  
Steve Latimer (2002)  
Bill McCord (2003)  
Ryan Ellis (2004)

John Hoke (2005)  
Tyrell Williams (2006)  
John Hoke (2007)  
Cliff Rone (2008)



## The Man In The Glass

When you get what you want in your struggle for self  
And the world makes you king for a day,  
Just go to the mirror and look at yourself  
And see what THAT man has to say.

For it isn't your father, mother, or wife  
Whose judgement upon you must pass;  
The fellow whose verdict counts most in your life,  
Is the one staring back from the glass.

Some people may think you're a straight shootin' chum  
And call you a wonderful guy,  
But the man in the glass says you're only a bum  
If you can't look him straight in the eye.

He's the fellow to please never mind all the rest,  
For he's with you clear up to the end.  
Andy you've passed he most dangerous, difficult test  
If the man in the glass is your friend.

You may fool the whole world down the pathway of life  
And get pats on the back as you pass,  
BUT your final reward will be heartaches and tears  
If you've cheated the man in the glass!

**2009 Recipient - Anthony Mancini**

# 2009 AWARD WINNERS

## NEW JERSEY ATHLETIC CONFERENCE AWARDS

### Offensive Rookie of the Year

Tyler DeRosa, RB

### Second Team All Stars

Lionel Assie, KR

### Honorable Mention

Eric Voytek, OL

Mike Lacaria, LB



## COACHES' AWARDS

Team Most Valuable Player	Michael Keating
Offensive Player of the Year	James Williams
Defensive Player of the Year	Greg Galasso
Special Teams Player of the Year	Lionel Assie
Rookie of the Year	Tyler DeRosa

# 2011 WESTCONN PROJECTED SCHEDULE

Date	Day	Opponent
<b>SEPTEMBER</b>		
9	Friday	at Maritime College
17	Saturday	at Buffalo State *
24	Saturday	KEAN *
<b>OCTOBER</b>		
1	Saturday	at Rowan *
8	Saturday	at Morrisville State *
15	Saturday	CORTLAND STATE *
22	Saturday	COLLEGE OF BROCKPORT *
29	Saturday	at Montclair State *
<b>NOVEMBER</b>		
5	Saturday	at TCNJ *
12	Saturday	WILLIAM PATERSON *

All Times To Be Announced

Home Games in All Caps

\* New Jersey Athletic Conference game

# THE RECORD BOOK

## TEAM RECORDS

Most wins (season): 10 (1985, 1999, 2000)  
Most consecutive wins: 12 (11-8-98 to 11-13-99)  
Most consecutive regular-season wins: 17 (11-8-98 to 9-30-00)  
Most losses (season): 9 (1991, 1994)  
Most consecutive losses: 14 (10-8-77 through entire 1978 season)  
Winning seasons: 11 (1983, 84, 85, 86, 95, 96, 99, 2000, 01, 02, 03, 05)

Most points scored (game): 67, vs. William Paterson, 9-27-03 (67-0)  
Most points scored (season): 439 (2000)  
Most points allowed (game): 57 vs. Southern Connecticut, 11-21-81, (0-57)  
Most points allowed (season): 393 (2009, 10 games)  
Greatest margin of victory: 67 pts., 67-0 vs. William Paterson, 9-27-03  
Greatest margin of defeat: 58 pts., 14-72 vs. Rowan, 10-10-09

Offensive plays (game): 90 vs. Norwich, 11-15-97, (28-2)  
Total yards gained (game): 592 vs. Springfield College, 10-7-05, (49-50 OT)  
Total yards gained (season): 4,376 (1985, 11 games)

Passes Attempted (game): 65, vs. Cortland State, 10-30-04, (10-26)  
Passes Attempted (season): 432, 2004  
Passes completed (game): 34, vs. Cortland State, 10-30-04, (10-26)  
Passes completed (season): 231, 2004  
Passing yards (game): 477, vs. Kings Point, 10-25-03, (48-10)  
Passing yards (season): 2,971, 2004

Rushing plays (game): 81, vs. St. Lawrence, 10-15-88, (17-14)  
Rushing plays (season): 679, 1985  
Rushing yards (game): 549 vs. St. Lawrence, 9-13-86, (42-17)  
Rushing yards (season): 3,666 (1985, 11 games)

TDs scored (game): 10 vs. William Paterson, 9-27-03 (67-0)  
TDs scored (season): 59 (2000)

Interceptions (game): 6 vs. St. Peter's, 11-9-74, (53-13); vs. Framingham St., 11-3-84, (48-31); vs. Coast Guard, 10-16-93, (18-21)  
Interceptions (season): 29, 1985

## INDIVIDUAL RECORDS

### RUSHING

Longest run: 97, John Tindal vs. Plymouth St. 10-27-79, (14-27)  
Most attempts (game): 43, Bradley Lawrence, vs. Coast Guard, 10-17-92, (8-6)  
Most attempts (season): 235, Eric Baribeau, 1996  
Most attempts (career): 534, Eric Baribeau, 1993-96  
Most yards (game): 260, Scott Haney vs. Framingham St., 11-2-84, (48-31)  
Most yards gained (season): 1,151, Eric Baribeau, 1995  
Most yards gained (career): 2,332, Mike Megura, 1984-1986

Most TDs (game): 4, Scott Haney vs. Framingham St., 11-3-84, (48-31);  
Scott Haney vs. Nichols, 10-10-84, (48-0); Ben LaBelle vs. Coast Guard 10-14-00, (63-13)  
Most TDs (season): 16, Ben LaBelle, 2000  
Most TDs (career): 31, Eric Baribeau, 1993-96

Most 100-yd. games (season): 4, Scott Haney, 1984; Mike Megura, 1985 (plus 1 in NCAAAs); Ben LaBelle, 2000; Wayne Neal, 2007  
Most 100-yd. games (career): 8, Mike Megura, 1982-1984  
Most 200-yd. games (season): 1, Scott Haney, 1984; Wade Miller, 1985, 1986; Eric Baribeau, 1996; Miguel Pickering, 1996  
Most 200-yd. games (career): 2, Wade Miller, 1985-1987

### PASSING

Most Attempts (game): 65, Joe DiMeglio vs. Cortland State, 10-30-04, (10-26)  
Most Attempts (season): 420, Joe DiMeglio, 2004  
Most Attempts (career): 1100, James Williams, 2006-09  
Most Completions (game): 34, Joe DiMeglio vs. Cortland State, 10-30-04, (10-26)  
Most Completions (season): 224, Joe DiMeglio, 2004  
Most Completions (career): 628, James Williams, 2006-09  
Passing Yards (game): 477, Michael Scipione vs. Kings Point, 10-25-03, (48-10)  
Passing Yards (season): 2,836, Joe DiMeglio, 2004  
Passing Yards (career): 7,370, James Williams, 2006-09  
TD passes (game): 6, Joe DiMeglio, vs. Plymouth State, 10-1-05, (56-7)  
TD passes (season): 26, Michael Scipione, 2002  
TD passes (career): 58, Michael Scipione, 2001-03  
Long TD pass: 82, Rich Lester to Mark Gesner vs. Coast Guard, 10-14-95, (28-7);  
Matt LeFever to Ed Wilcher vs. NJ City University, 9-18-99, (28-7)

### RECEIVING

Most catches (game): 16, Vincent Sheperis vs. College of New Jersey, 10-16-04, (26-34)  
Most catches (season): 74, Vincent Sheperis, 2003 and 2004  
Most catches (career): 233, Vincent Sheperis, 2002-05  
Most yards receiving (game): 245, Adamis Gonzalez vs. William Paterson, 9-25-04, (40-24)  
Most yards receiving (season): 1,061, Vincent Sheperis, 2003  
Most yards receiving (career): 3,340, Vincent Sheperis, 2002-05  
Most TD catches (season): 14, Brent Bardellini, 1999  
Most TD catches (career): 33, Vincent Sheperis, 2002-05

## SCORING

Most points (game): 26, Ben LaBelle vs. Coast Guard 10-14-00 (63-13)  
Most points (season): 104, Ben LaBelle, 2000  
Most points (career): 199, Vincent Sheperis, 2002-05 (33 TDs and one extra point kicked)  
Most TDs (game): 4, Scott Haney vs. Framingham St., 11-3-84, (48-31);  
Scott Haney vs. Nichols, 11-10-84, (48-0); Brent Bardellini vs. Springfield, 10-9-99, (56-48)  
Most TDs (season): 16, Ben LaBelle (2000)  
Most TDs (career): 33, Vincent Sheperis, 2002-05

## KICKING

Most FGs made (game): 4, Adam Kennett vs. Plymouth State, 10-2-99, (12-9);  
Andy Benicewicz vs. Coast Guard, 10-13-01, (18-15)  
Most FGs (season): 11; Adam Kennett, 1999  
Most FGs (career): 27, Adam Kennett, 1996-1999  
Extra Points made (game): 8, Adam Kennett vs. Coast Guard, 10-16-99, (65-14); 8,  
Andy Benicewicz vs. Plymouth State 9-30-00 (56-7)  
Extra Points made (season): 50, Andy Benicewicz, 2000  
Extra Points made (career): 101, Andy Benicewicz, 2000-02  
Points kicking (game): 13, Chris Taylor vs. Salve Regina, (7 of 7 PATks, 2 of 2 FGs), 9-13-03  
Points kicking (season): 77, Andy Benicewicz, 2000  
Points kicking (career): 170, Andy Benicewicz, 2000-02  
Longest Field Goal Made: 52 yds., Bob Miller vs. Coast Guard, 10-23-76, (9-0)

Punts (game): 11, Pat Foster, vs. Pace 10-26-96, (7-13)  
Punts (season): 73, Bill Coffey, 1990  
Punts (career): 253, Todd Hominik, 1991-1994  
Punting Yards (game): 415, Pat Foster, vs. Pace, 10-26-96, (7-13)  
Punting Yards (season): 2,512, Pat Foster, 1996  
Punting Yards (career): 8,011, Pat Foster, 1995-96, 1998-1999  
Punting Avg. (game, 5 min.): 46.0, (6 punts, 276 yds.) Pat Foster vs. Kean, 9-2-95, (13-13)  
Punting Avg. (season): 41.8, Vinny Cosentino, 2005 (42 attempts-1,754 yards)  
Punting Avg. (career): 36.9, Pat Foster, 1995-96, 1998-1999 (217 attempts-8,011 yards)  
Longest punt: 74, Chris Rogers vs. New Jersey City University, 9-21-02, (31-3)

## KICK RETURNS

Longest TD punt return: 75, Doug McAuliffe vs. Plymouth St., 10-4-74, (22-27)  
Punt returns (game): 7, Bernard Findley vs. UMass Dartmouth, 10-2-93, (31-18) and vs. Coast Guard, 10-16-93, (18-21); William Martin vs. Kings Point, 11-9-96, (33-26)  
Punt returns (season): 37, Bernard Findley, 1993  
Punt returns (career): 75, Adamis Gonzalez, 2003-06  
Punt return yards (season): 447, Brent Bardellini, 1999  
Punt return yards (career): 849, Adamis Gonzalez, 2003-06  
Longest Kickoff TD return: 100, Tony Calabrese vs. Trenton St., 11-15-75, (7-28),  
Adamis Gonzalez vs. College of NJ, 11-15-05  
Kickoff returns (season): 31, Tom Dennett, 1981  
Kickoff returns (career): 38, Vincent Sheperis, 2002-05  
Kickoff return yards (season): 767, Larry Overby, 1992  
Kickoff return yards (career): 898, Gayle Saunders, 1994-97  
TDs on Kickoff Returns (game): 2, Larry Overby vs. Plymouth State College, 10-10-92, (35-39)  
TDs on Kickoff Returns (season): 3, Larry Overby, 1992  
TDs on Kickoff Returns (career): 3, Larry Overby, 1988-92

## INTERCEPTIONS

Interceptions (game): 3, Jamie Caron vs. Westfield St., 10-6-84, (27-7)  
Interceptions (season): 8, Kevin Gause, 1985  
Interceptions (career): 19, Jamie Caron, 1981-1984  
Interception Return yards (season): 168, Peter Sanguenette, 1999  
Interception Return yards (career): 279, Peter Sanguenette, 1996-99  
Longest Int. return for a TD: 97, Brian McNamara vs. Norwich, 11-12-94, (33-42)  
Daron Reid vs. Plymouth State, 10-5-02, (47-19)

## TACKLES

Tackles (game): 23, Bill Bryce, vs. Catholic 11-9-91, (23-21)  
Tackles (season): 151, Ed Ciccone, 1990  
Tackles (career): 428, Bill Bryce, 1989-92

## TACKLES FOR A LOSS

Tackles for a loss (game): 6, Dan Roe, vs. Kings Point 11-9-96, (33-26)  
Tackles for a loss (season): 20, Kevin Reed, 1996  
Tackles for a loss (career): 57, Kevin Reed, 1994-97

## QUARTERBACK SACKS

Quarterback Sacks (game): 4, James Prunty vs. Bridgewater State, 9-29-85, (30-14);  
Greg Boucher vs. New Jersey City University, 9-18-99, (28-7)  
Quarterback Sacks (season): 13, James Prunty, 1985  
Quarterback Sacks (career): 33, James Prunty, 1982-85

If any of the above records are disputable, please contact Scott Ames, Associate Athletic Director, at Western Connecticut State University by email at [amess@wcsu.edu](mailto:amess@wcsu.edu), with supporting information for a change.

# THROUGH THE YEARS

<b>1970</b> <b>0-2</b> <b>Nick Cutulle</b> 9/26 L 7-55 Curry 10/24 L 7-48 at Maine Maritime	<b>1971</b> <b>1-5</b> <b>Nick Cutulle</b> 9/25 L 0-39 at Curry 10/2 W 54-0 New England ** 10/9 L 27-39 at Plymouth St. 10/23 L 6-39 Maine Maritime 10/29 L 7-46 at Jersey City St. Bridgewater St. 11/13 L 6-39 Bridgewater St. ** later declared double forfeit	<b>1972</b> <b>1-7</b> <b>Dave Rice</b> 9/23 L 7-28 Curry 9/30 W 35-6 at New England 10/7 L 0-17 Plymouth St. 10/14 L 0-21 at Newark St. 10/21 L 14-27 at Maine Maritime 10/28 L 6-25 St. Peter's 11/4 L 0-25 Nichols 11/10 L 12-22 at Bridgewater St.	<b>1973</b> <b>4-5</b> <b>Dave Rice</b> 9/22 L 0-3 Bridgewater St. 9/29 L 0-14 at New York Tech. 10/6 L 0-28 at Plymouth St. 10/13 W 15-7 Newark St. 10/20 W 7-0 Maine Maritime 10/27 W 41-0 at New Haven 11/3 L 6-7 at Nichols 11/9 W 1-0* at St. Peter's 11/17 L 7-10 at Trenton St. * forfeit	<b>1974</b> <b>4-5</b> <b>Dave Rice</b> 9/21 W 6-0 at Bridgewater St. 9/28 L 0-30 at R.P.I. 10/4 L 22-27 Plymouth St. 10/12 L 7-56 at Southern Conn. 10/19 L 14-21 at Gettysburg 10/25 W 34-0 New York Tech. 11/2 W 20-8 New Haven 11/9 W 53-13 St. Peter's 11/16 L 14-20 Trenton St.	<b>1975</b> <b>2-6</b> <b>Bill Sferro</b> 9/20 L 6-17 Bridgewater St. 10/4 L 6-20 at Plymouth St. 10/10 L 6-21 Southern Conn. 10/18 L 14-35 at Towson St. 10/25 W 21-9 at New York Tech. 11/1 W 30-16 at New Haven 11/8 L 7-14 Framingham St. 11/15 L 7-28 at Trenton St.	<b>1976</b> <b>4-4</b> <b>Bill Sferro</b> 9/25 L 6-10 Curry 10/2 W 16-14 New Haven 10/8 W 27-9 at Wm. Paterson 10/15 L 7-24 at Bridgewater St. 10/23 W 9-0 at Coast Guard 10/30 W 17-7 Plymouth St. 11/6 L 3-19 at Framingham St. 11/13 L 12-15 Nichols	<b>1977</b> <b>2-7</b> <b>Carl Paight</b> 9/17 W 20-0 Jersey City St. 9/24 L 0-7 at Curry 10/1 W 20-17 New York Tech. 10/8 L 0-27 William Paterson 10/15 L 7-17 Bridgewater St. 10/22 L 0-36 Coast Guard 10/29 L 0-20 at Plymouth St. 11/5 L 0-3 Framingham St. 11/12 L 6-23 at Nichols	<b>1978</b> <b>0-8</b> <b>Carl Paight</b> 9/15 L 0-7 at Jersey City St. 9/23 L 20-39 Curry 9/30 L 6-21 New Haven 10/7 L 8-24 at Southern Conn. 10/13 L 8-28 at Wm. Paterson 10/21 L 6-24 at New York Tech. 10/28 L 21-28 Plymouth St. 11/4 L 0-6 at Framingham St.	<b>1979</b> <b>1-8</b> <b>Carl Paight</b> 9/15 W 13-0 Maine Maritime 9/22 L 7-15 at Curry 9/29 L 0-34 at New Haven 10/6 L 0-10 Southern Conn. 10/13 L 6-20 Bridgewater St. 10/20 L 0-20 Mass. Maritime 10/27 L 14-27 at Plymouth St. 11/3 L 3-20 Framingham St. 11/10 L 0-3 at Nichols	<b>1980</b> <b>0-8-1</b> <b>Steve Golden</b> 9/20 T 0-0 Curry 9/27 L 0-52 New Haven 10/4 L 0-37 at W.P.I. 10/11 L 0-12 at Bridgewater St. 10/18 L 13-20 at Mass. Maritime 10/25 L 0-20 Plymouth St. 11/1 L 6-31 at Framingham St. 11/8 L 12-16 Nichols 11/15 L 14-42 at Maine Maritime	<b>1981</b> <b>1-8</b> <b>Steve Golden</b> 9/19 W 16-6 Maine Maritime 9/26 L 0-35 at Plymouth St. 10/3 L 0-31 at W.New England 10/17 L 0-38 Bridgewater St. 10/25 L 0-36 Mass. Maritime 10/31 L 12-28 at Curry 11/7 L 12-19 Framingham St. 11/14 L 0-37 at Nichols 11/21 L 0-57 at Southern Conn.	<b>1982</b> <b>2-7</b> <b>Paul Pasqualoni</b> 9/18 L 0-21 at Maine Maritime 9/25 L 0-46 Plymouth St. 10/2 L 0-14 W. New England 10/9 W 19-0 Westfield St. 10/16 L 21-28 at Bridgewater St. 10/23 L 12-40 at Mass. Maritime 10/30 W 26-12 Curry 11/6 L 12-17 at Framingham St. 11/13 L 0-10 Nichols	<b>1983</b> <b>7-3</b> <b>Paul Pasqualoni</b> 9/10 W 12-9 Coast Guard 9/17 W 21-8 Maine Maritime 9/24 L 0-27 at Plymouth St. 10/1 W 22-19 at W.New England 10/7 W 44-6 at Westfield St. 10/15 W 28-13 Bridgewater St. 10/22 L 13-14 Mass. Maritime 10/29 W 15-10 at Curry 11/5 W 16-0 Framingham St. 11/11 L 21-23 at Nichols	<b>1984</b> <b>9-1</b> <b>Paul Pasqualoni</b> 9/8 W 13-7 at Coast Guard 9/15 W 19-6 at Maine Maritime 9/22 L 16-23 Plymouth St. 9/29 W 27-8 Bridgewater St. 10/6 W 27-7 Westfield St. 10/13 W 42-0 at W.New England 10/20 W 10-0 at Mass. Maritime 10/27 W 32-14 Curry 11/3 W 48-31 at Framingham St. 11/10 W 48-0 Nichols	<b>1985</b> <b>10-2</b> <b>Paul Pasqualoni</b> 9/7 W 35-8 Coast Guard 9/14 W 58-21 Maine Maritime 9/21 L 14-21 at Plymouth St. 9/29 W 30-14 at Bridgewater St. 10/4 W 35-7 at Westfield St. 10/12 W 43-3 W. New England 10/19 W 31-17 Mass. Maritime 10/26 W 35-31 at Curry 11/2 W 41-0 Framingham St. 11/8 W 35-8 at Nichols 11/16 W 17-12 Hofstra <b>NCAA Division III Playoffs</b> 11/23 L 0-28 at Montclair St.	<b>1986</b> <b>6-4</b> <b>Paul Pasqualoni</b> 9/6 L 6-14 at Coast Guard 9/13 W 42-17 St. Lawrence 9/20 W 28-0 at Wesley 10/3 L 9-31 at Wagner 10/11 W 43-8 Lowell 10/18 W 29-27 at Wilmington OH 10/25 L 21-24 Springfield 11/1 W 20-17 Norwich 11/8 W 14-0 C.W. Post 11/15 L 9-28 at Hofstra	<b>1987</b> <b>1-8-1</b> <b>Chris Rippon</b> 9/12 T 20-20 at Norwich 9/19 L 12-13 Albany St. 9/26 W 24-7 Wesley 10/2 L 3-27 at Springfield 10/9 L 14-17 at Trenton St. 10/17 L 16-17 at St. Lawrence 10/24 L 0-14 at Central Conn. 10/31 L 16-34 Wilmington OH 11/7 L 3-27 Wagner 11/14 L 14-30 Kean	<b>1988</b> <b>3-7</b> <b>Chris Rippon</b> 9/10 L 16-28 Norwich 9/17 L 14-15 at Albany St. 9/23 W 25-13 at Wm. Paterson 10/1 L 21-24 at Cortland St. 10/8 W 21-7 Trenton St. 10/15 W 17-14 St. Lawrence 10/22 L 6-21 at Central Conn. 10/29 L 10-33 Brockport St. 11/5 L 13-20 at Salisbury St. 11/12 L 7-17 at Kean	<b>1989</b> <b>2-8</b> <b>Chris Rippon</b> 9/9 L 6-24 Alfred 9/15 L 21-23 at W.P.I. 9/23 L 19-27 at Norwich 9/30 L 0-21 Cortland St. 10/7 L 10-34 at Albany St. 10/14 L 7-27 at St. Lawrence 10/21 L 0-35 Central Conn. 10/28 W 36-22 at Brockport St. 11/4 L 28-46 Salisbury St. 11/11 W 13-7 Kean	<b>1990</b> <b>3-7</b> <b>Ken Brasington</b> 9/8 L 7-36 at Alfred 9/15 L 7-36 W.P.I. 9/22 L 14-33 Norwich 9/29 L 14-45 at Cortland St. 10/6 W 13-0 Albany St. 10/13 L 0-27 St. Lawrence 10/20 W 12-10 at Kings Point 10/27 W 13-7 Brockport St. 11/3 L 3-19 at Catholic 11/10 L 0-29 at Kean	<b>1991</b> <b>1-9</b> <b>Ken Brasington</b> 9/13 L 8-16 Upsala 9/21 L 22-24 at Norwich 9/28 L 6-30 at Brockport St. 10/5 L 3-33 Frostburg St. 10/12 L 3-45 at Albany St. 10/19 L 0-13 at St. Lawrence 10/26 L 15-17 Wilkes 11/2 L 9-14 at Stony Brook 11/9 W 23-21 Catholic 11/16 L 13-40 at Wesley	<b>1992</b> <b>2-8</b> <b>John Cervino</b> 9/5 L 14-16 at Kean 9/12 L 13-18 at Upsala 9/19 L 14-37 Kings Point# 9/26 L 6-17 William Paterson 10/10 L 35-39 Plymouth State# 10/17 W 8-6 at Coast Guard# 10/24 L 17-41 at UMass Lowell# 10/31 W 20-16 Stony Brook# 11/7 L 0-50 Albany State 11/14 L 21-36 Norwich#	<b>1993</b> <b>4-6</b> <b>John Cervino</b> 9/4 W 17-14 Kean 9/18 L 2-32 at Kings Point# 9/24 L 21-28 at William Paterson 10/2 W 31-18 UMass Dartmouth 10/9 L 14-33 Plymouth State# 10/16 L 18-21 Coast Guard# 10/23 W 16-7 UMass Lowell# 10/30 L 6-33 at Stony Brook# 11/6 L 6-50 at Albany State 11/13 W 33-21 at Norwich#	<b>1994</b> <b>1-9</b> <b>John Cervino</b> 9/3 L 7-27 at Kean * 9/10 L 7-10 at St. John Fisher 9/17 L 7-27 at Montclair State 10/1 L 20-25 at UMass Dartmouth 10/8 L 19-28 Plymouth State# 10/15 L 26-34 at Coast Guard# 10/22 W 31-24 UMass Lowell# 10/29 L 0-32 Stony Brook# 11/5 L 14-24 Kings Point# 11/12 L 33-42 Norwich#	<b>1995</b> <b>6-3-1</b> <b>John Cervino</b> 9/2 T 13-13 Kean 9/9 L 0-31 St. John Fisher 9/16 W 7-6 at Brockport 9/23 W 26-13 William Paterson 10/7 L 6-36 at Plymouth State# 10/14 W 28-7 Coast Guard# 10/21 W 62-0 UMass Lowell# 10/28 W 21-13 at Stony Brook# 11/4 W 27-17 at Kings Point# 11/11 L 13-14 at Norwich#	<b>1996</b> <b>6-4</b> <b>John Cervino</b> 9/6 L 0-16 at Springfield # 9/14 W 14-7 at Bridgewater St. 9/21 W 20-16 Jersey City St. 9/27 W 19-7 at William Paterson 10/5 L 12-19 Plymouth State# 10/19 L 13-14 at Coast Guard# 10/26 L 7-13 at Pace 11/2 W 55-0 WPI # 11/9 W 33-36 Kings Point# 11/16 W 50-34 Norwich#	<b>1997</b> <b>4-6</b> <b>John Cervino</b> 9/6 W 15-3 Salve Regina 9/13 W 45-7 Bridgewater St. 9/20 L 13-14 Jersey City St. 9/27 W 40-14 William Paterson 10/4 L 13-23 at Plymouth State# 10/11 L 7-34 at Springfield # 10/18 L 14-21 Coast Guard# 11/1 L 2-10 at WPI # 11/8 L 0-36 at Kings Point# 11/15 W 28-2 at Norwich#	<b>1998</b> <b>5-5</b> <b>John Cervino</b> 9/12 L 14-18 at UM Dartmouth 9/19 W 27-16 New Jersey City 9/25 W 34-17 at William Paterson 10/3 L 9-19 Plymouth State # 10/9 L 27-49 at Springfield # 10/17 W 16-0 at Coast Guard # 10/24 L 15-28 Montclair State 10/31 L 23-26 WPI # OT 11/7 W 21-16 Kings Point # 11/14 W 17-0 Norwich #	<b>1999</b> <b>10-1</b> <b>John Cervino</b> 9/11 W 50-18 UMass Dartmouth 9/18 W 28-7 at New Jersey City 9/25 W 47-7 William Paterson 10/2 W 12-9 at Plymouth State # 10/9 W 56-48 Springfield # 10/16 W 65-14 Coast Guard # 10/23 W 27-13 at Montclair State 10/30 W 35-6 WPI # 11/6 W 45-21 at Kings Point # 11/13 W 27-17 at Norwich # <b>NCAA East Regional 1st Round</b> 11/27 L 24-32 Montclair State	<b>2000</b> <b>10-1</b> <b>Bob Surace</b> 9/2 W 43-15 at Marist 9/9 W 47-0 at Mount Ida 9/16 W 35-0 New Jersey City 9/23 W 43-17 at William Paterson 9/30 W 56-7 Plymouth State # 10/6 L 36-43 at Springfield # 10/14 W 63-13 at Coast Guard # 10/28 W 35-10 WPI # 11/4 W 47-22 Kings Point # 11/11 W 34-23 Norwich # <b>ECAC Northeast Championship</b> 11/18 W 63-10 Nichols	<b>2001</b> <b>8-2</b> <b>Bob Surace</b> 9/8 W 43-0 Mount Ida 9/22 W 22-10 William Paterson 9/29 W 33-17 Plymouth State # 10/6 W 13-7 Springfield # 10/13 W 18-15 Coast Guard # 10/20 W 26-15 at Kings Point # 10/27 L 15-22 at WPI # 11/10 W 16-7 at Norwich # <b>NCAA East Regional 1st Round</b> 11/17 W 8-7 at Westfield State <b>NCAA East Regional 2nd Round</b> 11/24 L 13-43 at Rowan	<b>2002</b> <b>7-3</b> <b>John Burrell</b> 9/14 W 42-12 at Salve Regina 9/21 W 31-3 New Jersey City 9/27 W 34-27 at William Paterson 10/5 W 47-19 at Plymouth State # 10/11 L 15-18 at Springfield # 10/19 W 38-14 at Coast Guard # 10/26 L 17-20 at Kings Point # 11/2 W 57-19 WPI # 11/9 L 24-27 at Kean 11/16 W 31-21 Norwich #	<b>2003</b> <b>6-4</b> <b>John Burrell</b> 9/13 W 55-0 Salve Regina 9/20 L 19-25 at Rowan 9/27 W 67-0 William Paterson 10/4 W 43-0 Plymouth State # 10/11 L 7-21 Springfield # 10/18 W 16-9 ot Coast Guard # 10/25 W 48-10 at Kings Point # 11/1 L 38-49 at WPI # 11/8 W 28-12 Kean 11/15 L 26-33 ot at Norwich #	# indicates Freedom Football Conference	<b>2004</b> <b>5-5</b> <b>John Burrell</b> 9/3 W 31-17 Fitchburg State 9/11 W 44-14 at Salve Regina 9/18 L 7-43 Rowan \$ 9/25 W 40-24 at William Paterson \$ 10/2 W 45-13 at Plymouth State 10/9 L 27-56 Springfield 10/16 L 26-34 at TCNJ \$ 10/23 L 7-27 Montclair State \$ 10/30 L 10-26 Cortland State \$ 11/6 W 21-10 at Kean \$	<b>2005</b> <b>6-4</b> <b>John Burrell</b> 9/3 W 37-13 at Saint Peter's 9/10 W 35-0 William Patterson \$ 9/17 L 3-49 at Rowan \$ 10/1 W 56-7 Plymouth State 10/7 L 49-50 ot at Springfield 10/15 W 30-17 TCNJ \$ 10/22 L 13-36 at Montclair State \$ 10/29 L 7-26 at Cortland State \$ 11/5 W 36-28 Kean \$ 11/6 W 40-7 at Mount Ida	<b>2006</b> <b>5-5</b> <b>John Burrell</b> 9/9 W 21-3 St. Peter's 9/16 W 34-13 Morrisville State 9/23 W 21-20 at Iona 9/30 L 17-24 at Rowan \$ 10/7 W 20-17 at William Paterson \$ 10/14 L 21-49 Cortland State \$ 10/21 W 10-3 TCNJ \$ 10/28 L 21-24 at Buffalo State \$ 11/4 L 6-34 at Kean \$ 11/11 L 22-27 Montclair State \$	<b>2007</b> <b>4-6</b> <b>John Burrell</b> 8/31 L 7-20 Wagner 9/15 W 44-16 at Morrisville State 9/22 W 41-37 Iona 9/29 L 18-40 Rowan \$ 10/6 W 27-20 William Paterson \$ 10/13 L 26-27 at Cortland State \$ 10/20 L 21-42 at TCNJ \$ 10/27 W 10-7 Buffalo State \$ 11/3 L 7-40 Kean \$ 11/10 L 6-31 at Montclair State \$	<b>2008</b> <b>2-8</b> <b>John Burrell</b> 9/12 L 27-30 Albright 9/20 L 26-43 at Kean \$ 9/27 W 22-20 Buffalo State \$ 10/4 W 40-6 at Morrisville State \$ 10/11 L 18-49 at Rowan \$ 10/18 L 14-41 Cortland State \$ 10/25 L 12-13 at Brockport State \$ 11/1 L 14-38 Montclair State \$ 11/8 L 20-30 TCNJ \$ 11/15 L 20-34 at William Paterson \$	<b>2009</b> <b>2-8</b> <b>John Burrell</b> 9/12 L 7-48 at Albright 9/19 L 24-31 Kean \$ 9/26 L 26-37 at Buffalo State \$ 10/3 W 17-25 Morrisville \$ 10/10 L 14-72 Rowan \$ 10/17 L 6-35 at Cortland State \$ 10/24 W 45-44 Brockport State \$ 10/31 L 17-33 at Montclair State \$ 11/7 W 37-34 at TCNJ \$ 11/14 L 7-34 William Paterson \$	\$ indicates New Jersey Athletic Conference
---	--	--	--	--	---	---	--	--	---	---	--	---	---	--	--	---	--	--	---	--	--	--	---	---	---	---	--	---	--	--	---	--	---	---	---	--	---	---	--	---	---

# RECORD AGAINST ALL OPPONENTS

Opponent	W	L	T	Last WC Win	Last Opp.Win	Streak	Series Began
Albany State	1	6	0	1990 (13-0)	1993 (50-6)	+2	1987
<b>Albright</b>	<b>0</b>	<b>2</b>	<b>0</b>	—	<b>2009 (48-7)</b>	<b>-2</b>	<b>2008</b>
Alfred	0	2	0	—	1990 (36-7)	-2	1989
Bridgewater State	6	10	0	1997 (45-7)	1982 (28-21)	+5	1971
<b>Brockport State</b>	<b>4</b>	<b>3</b>	<b>0</b>	<b>2009 (45-44)</b>	<b>2008 (13-12)</b>	<b>+1</b>	<b>1988</b>
<b>Buffalo State</b>	<b>3</b>	<b>1</b>	<b>0</b>	<b>2008 (22-20)</b>	<b>2009 (37-26)</b>	<b>-1</b>	<b>2006</b>
C.W. Post	1	0	0	1986 (14-0)	—	+1	1986
Catholic	1	1	0	1991 (23-21)	1990 (19-3)	+1	1990
Central Connecticut	0	3	0	—	1989 (35-0)	-3	1987
<b>Cortland (SUNY)</b>	<b>0</b>	<b>9</b>	<b>0</b>	—	<b>2009 (35-6)</b>	<b>-9</b>	<b>1988</b>
Coast Guard	12	6	0	2003 (16-9 ot)	1997 (21-14)	+6	1976
Curry	4	8	1	1985 (35-31)	1981 (28-12)	+4	1970
Fitchburg State	1	0	0	2004 (31-17)	—	+1	2004
Framingham State	3	8	0	1985 (41-0)	1982 (17-12)	+3	1975
Frostburg State	0	1	0	—	1991 (33-3)	-1	1991
Gettysburg	0	1	0	—	1974 (21-14)	-1	1974
Hofstra	1	1	0	1985 (17-12)	1986 (28-9)	-1	1985
Iona	2	0	0	2007 (41-37)	—	+2	2006
<b>Kean (Newark State)</b>	<b>6</b>	<b>11</b>	<b>1</b>	<b>2005 (36-28)</b>	<b>2009 (31-24)</b>	<b>-4</b>	<b>1972</b>
Kings Point	8	5	0	2003 (48-10)	2002 (20-17 ot)	-1	1990
Maine Maritime	6	5	0	1985 (58-21)	1982 (21-0)	+3	1970
<b>Martine College</b>	<b>0</b>	<b>0</b>	<b>0</b>	<b>FIRST MEETING</b>	—	—	<b>2010</b>
Marist	1	0	0	2000 (43-15)	—	+1	2000
Massachusetts Dartmouth	2	2	0	1999 (50-18)	1998 (18-14)	+1	1993
Massachusetts Lowell	4	1	0	1995 (62-0)	1992 (41-17)	+3	1986
Massachusetts Maritime	2	5	0	1985 (31-17)	1983 (14-13)	+2	1979
<b>Montclair State</b>	<b>1</b>	<b>10</b>	<b>0</b>	<b>1999 (27-13)</b>	<b>2009 (33-17)</b>	<b>-7</b>	<b>1985 ##</b>
<b>Morrisville (SUNY)</b>	<b>3</b>	<b>1</b>	<b>0</b>	<b>2008 (40-6)</b>	<b>2009 (25-17)</b>	<b>-1</b>	<b>2006</b>
Mount Ida	3	0	0	2005 (40-7)	—	+3	2000
New England	2	0	0	1972 (35-6) *	—	+2	1971
New Haven	4	3	0	1976 (16-14)	1980 (52-0)	-3	1973
<b>New Jersey (Trenton St.)</b>	<b>4</b>	<b>7</b>	<b>0</b>	<b>2009 (37-34)</b>	<b>2008 (30-20)</b>	<b>+1</b>	<b>1973</b>
New Jersey City (JCSC)	6	3	0	2002 (31-3)	1997 (14-13)	+4	1971
New York Tech	3	2	0	1977 (20-17)	1978 (24-6)	-1	1973
Nichols	3	9	0	2000 (63-10)§	1983 (23-21)	+3	1972
Norwich	9	8	1	2002 (31-21)	2003 (26-33 ot)	-1	1986
Pace	0	1	0	—	1996 (13-7)	-1	1996
Plymouth State	8	21	0	2005 (56-7)	1998 (19-9)	+7	1971
R.P.I.	0	1	0	—	1974 (30-0)	-1	1974
<b>Rowan</b>	<b>0</b>	<b>8</b>	<b>0</b>	—	<b>2009 (72-14)</b>	<b>-8</b>	<b>2001 %%</b>
Salisbury State	0	2	0	—	1989 (46-28)	-2	1988
Salve Regina	4	0	0	2004 (44-14)	—	+4	1997
Southern Connecticut	0	5	0	—	1981 (57-0)	-5	1974
Springfield	2	10	0	2001 (13-7)	2005 (50-49 OT)	-4	1986
St. John Fisher	0	2	0	—	1995 (31-0)	-2	1994
St. Lawrence	2	4	0	1988 (17-14)	1991 (13-0)	-3	1986
St. Peter's	4	1	0	2006 (21-3)	1972 (25-6)	+4	1972
Stony Brook	2	3	0	1995 (21-13)	1994 (32-0)	+1	1991
Towson State	0	1	0	—	1975 (35-14)	-1	1975
Upsala	0	2	0	—	1992 (18-13)	-2	1991
WPI	4	7	0	2002 (57-19)	2003 (49-38)	-1	1980
Wagner	0	3	0	—	2007 (20-7)	-3	1986
Wesley	2	1	0	1987 (24-7)	1991 (40-13)	-1	1986
Western New England	3	2	0	1985 (43-3)	1982 (14-0)	+3	1981
Westfield State	5	0	0	2001 (8-7) %	—	+5	1982
Wilkes	0	1	0	—	1991 (17-15)	-1	1991
<b>William Paterson</b>	<b>15</b>	<b>6</b>	<b>0</b>	<b>2007 (27-20)</b>	<b>2009 (34-7)</b>	<b>-2</b>	<b>1976</b>
Wilmington (OH)	1	1	0	1986 (29-27)	1987 (34-16)*	-1	1986

## All-Time Coaches' Records

### BY WINNING PERCENTAGE

Coach (Years)	W	L	T	Pct.
Bob Surace (2000-01)	18	3	0	.857
Paul Pasqualoni (1982-86)	34	17	0	.667
John Cervino (1992-99)	38	42	1	.475
<b>John Burrell (2002-Present)</b>	<b>37</b>	<b>43</b>	<b>0</b>	<b>.463</b>
Bill Sferro (1975-76)	6	10	0	.375
Dave Rice (1972-74)	9	17	0	.346
Chris Rippon (1987-89)	6	23	1	.216
Ken Brasington (1990-91)	4	16	0	.200
Nick Cutulle (1970-71)	1	7	0	.125
Carl Paight (1977-79)	3	23	0	.115
Steve Golden (1980-81)	1	16	1	.083
	157	217	3	.420

### BY VICTORIES

Coach (Years)	W	L	T	Pct.
John Cervino (8 years)	38	42	1	.475
<b>John Burrell (8 years)</b>	<b>37</b>	<b>43</b>	<b>0</b>	<b>.463</b>
Paul Pasqualoni (5 years)	34	17	0	.667
Bob Surace (2 years)	18	3	0	.857
Dave Rice (3 years)	9	17	0	.346
Bill Sferro (2 years)	6	10	0	.375
Chris Rippon (3 years)	6	23	1	.216
Ken Brasington (2 years)	4	16	0	.200
Carl Paight (3 years)	3	23	0	.115
Nick Cutulle (2 years)	1	7	0	.125
Steve Golden (1980-81)	1	16	1	.083
	157	217	3	.420

Bold face indicates 2005 opponents \* Decision declared forfeit

## 1985 NCAA Division III Tournament - First Round

#1999 NCAA Division III Tournament - Second Round

§ 2000 ECAC Northeast Regional Championship Game

% 2001 NCAA Division III Tournament - First Round

%% 2001 NCAA Division III Tournament - Second Round

# BEHIND THE SCENES



## DIRECTOR OF ATHLETICS ED FARRINGTON

Ed Farrington has headed Western's Department of Intercollegiate Athletics since 1986.

A native of Rutherford, NJ, Farrington played football at and graduated from Southern Connecticut in 1966. He was a graduate assistant football and basketball coach at Sam Houston (Tex.) State, where he

received his Master's. He has a sixth-year certificate from Fairfield University.

He was a high school football coach in New Jersey for seven years, before moving to Joel Barlow HS in Redding, CT, where he was Head Football Coach from 1975 to 1979 and Athletic Director until 1984.

His college coaching experience includes two years on the Southern Connecticut football staff and four years on the staff at Western.

Farrington is a former member of the Executive Committee for the National Association of Collegiate Athletic Directors of America (NACDA) and is currently on the Executive Committee of the Little East Conference.

At Western, he oversees a program that includes about 300 student-athletes in 14 varsity sports. Western added field hockey for the 2005 season. In 2004, men's lacrosse was added as a varsity sport. In 1998, women's lacrosse was added to the Colonials' slate. Women's soccer was added in 1994 and women's swimming and diving during the winter of 1996.

During Farrington's tenure, the university's campus has grown extensively. Therefore, the athletic program has grown along with it.

The construction of the Westside Athletic Complex is the latest in a lengthy list of athletic facilities on the school's Westside campus. The stadium, which is surfaced by the state-of-the-art Sprint Turf, will seat 2,500 fans. Six new tennis courts were completed on the school's Westside campus during the summer of 2001. In January of 1995, the William A. O'Neill Athletic and Convocation Center opened. The arena, named after former WCSU President Stephen Feldman, has a capacity of 2,700 for the Colonials' men's and women's basketball and women's volleyball teams. The O'Neill Center was the home of the NCAA Division III Women's Basketball semi-finals and finals from 1999 through 2001. Western's swim team is also housed in the O'Neill Natatorium, a six-lane, 25-yard pool that has a three and one-meter diving boards.

In the Spring of 1996, Western welcomed the opening of its new softball and baseball complexes on the Westside. The softball facility seats 500 in its bleachers, but can host nearly 1,000 guests on "the hill." The baseball complex is adjacent to the new football/soccer/lacrosse field on the Westside. Over 800 fans can be accommodated for home baseball games.

Farrington was the impetus behind Western Connecticut being selected to host the NCAA Division III Women's Basketball Final Four for three years.

Western's acceptance into the Freedom Football Conference in 1992 and The Little East, in 1993, further enhanced the stature of Western Athletics.

In 2002, Western Connecticut's football program was accepted as an affiliate member of the New Jersey Athletic Conference and began play in the highly competitive league in the fall of 2004.

Farrington resides in Newtown, Connecticut with his wife Linda.



## HEAD ATHLETIC TRAINER MARK ALLEN

Western's athletic training program has been headed since 1982 by Springfield, MA, native Mark Allen.

Allen graduated from Westfield State and has built Western's training program to include another full-time trainer, student trainers and a special relationship with

Danbury Orthopedic Associates and Dr. Michael Brand, Western's Team Physician.

In 1997, Allen was promoted to full professor.

The student training program has been enhanced by courses taught by Allen, who has his Master's degree from Southern Connecticut.

Allen played soccer for four years at Westfield and one of his first training jobs was in the professional North American Soccer League.

His skills as a trainer have been recognized with his being invited to work at the National Sports Festival in 1986 and in the Olympic Hockey Development Program at Lake Placid in 1982.

Allen went to Europe as a trainer for an American football all-star team touring the United Kingdom.

Mark and his wife, Terri, live in Brookfield, CT with their daughter, Judith and sons Daniel, Brendan and Brian.



### WCSU President

Dr. James Schmotter



### Vice President Student Affairs

Dr. Walter Bernstein



### Associate Athletic Director

Scott Ames



### Administrative Assistant

Ruth DiFranco



### Equipment Manager

Al Trimpert



### Athletic Trainer

Patrick Hull



### Athletic Trainer

Peter Algarin



### Sports Information Assistant

Scott Russell



***THE 2010 COLONIALS***

# 2010 COLONIALS SCHEDULE



Fri, Sep 10 MARITIME COLLEGE

THE WAC

7:00 pm



Sat, Sep 18 at College of Brockport \*

Brockport, NY

1:00 pm



Sat, Sep 25 CORTLAND STATE \*

THE WAC

12:00 pm



Sat, Oct 2 at William Paterson \*

Wayne, NJ

1:00 pm



Sat, Oct 9 BUFFALO STATE \*

THE WAC

12:00 pm



Sat, Oct 16 at Kean \*

Union, NJ

1:00 pm



Sat, Oct 23 MONTCLAIR STATE \*

THE WAC (H)

12:00 pm



Sat, Oct. 30 COLLEGE OF NEW JERSEY \*

THE WAC (S)

12:00 pm



Sat, Nov 6 at Rowan \*

Glassboro, NJ

12:00 pm



Sat, Nov 13 at Morrisville State \*

Morrisville, NY

12:00 pm

\* New Jersey Athletic Conference  
HOME GAMES IN ALL CAPS  
(H) Homecoming Day  
(S) Senior Day

Live Broadcast  
by Bart Busterna  
on Radio 800 AM  
and WXCI-91.7 FM

