

**Employer Survey**

**1. Integrates appropriate standards into instruction. CAEP 1.1; InTASC 7a**

Response	Number of Responses	Percent
Below Standard(1)	1	10%
Developing(2)	4	40%
Proficient(3)	5	50%
Exemplary(4)	0	0%
N/A	0	0%

**Total Responses:** 10

**Range:** 2.00

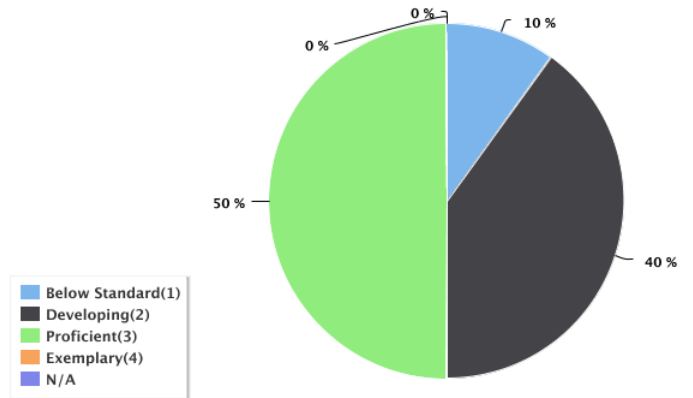
**Mean:** 2.40

**Median:** 2.50

**Mode:** 3.00

**Standard Deviation:** 0.66

1. Integrates appropriate standards into instruction. ...



**2. Adapts instruction to diverse students. CAEP 4.2; InTASC 7j**

Response	Number of Responses	Percent
Below Standard(1)	1	10%
Developing(2)	4	40%
Proficient(3)	5	50%
Exemplary(4)	0	0%
N/A	0	0%

**Total Responses:** 10

**Range:** 2.00

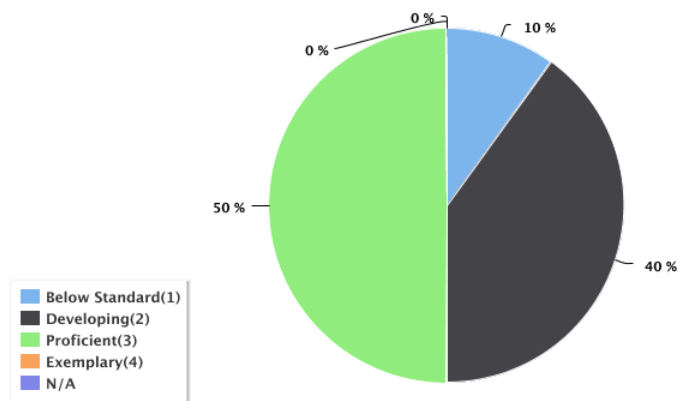
**Mean:** 2.40

**Median:** 2.50

**Mode:** 3.00

**Standard Deviation:** 0.66

2. Adapts instruction to diverse students. CAEP 4.2; I...



**3. Adapts instruction to differences in learning. CAEP 1.1; InTASC 7a**

Response	Number of Responses	Percent
Below Standard(1)	1	10%
Developing(2)	5	50%
Proficient(3)	4	40%
Exemplary(4)	0	0%
N/A	0	0%

**Total Responses:** 10

**Range:** 2.00

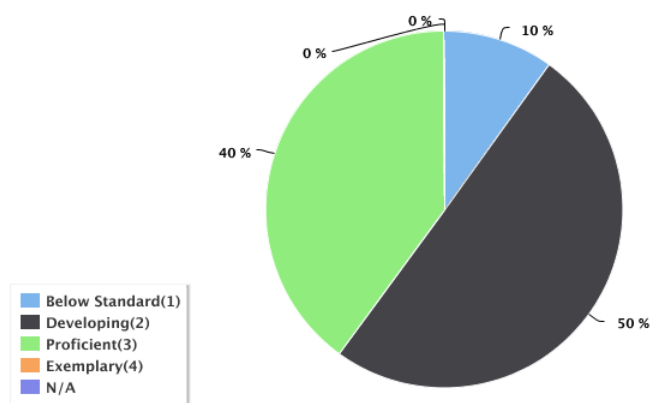
**Mean:** 2.30

**Median:** 2.00

**Mode:** 2.00

**Standard Deviation:** 0.64

3. Adapts instruction to differences in learning. CAE...



**4. Facilitates critical thinking, problem solving and /or other higher level thinking. CAEP 4.2; InTASC 7j**

Response	Number of Responses	Percent
Below Standard(1)	1	10%
Developing(2)	6	60%
Proficient(3)	3	30%
Exemplary(4)	0	0%
N/A	0	0%

**Total Responses:** 10

**Range:** 2.00

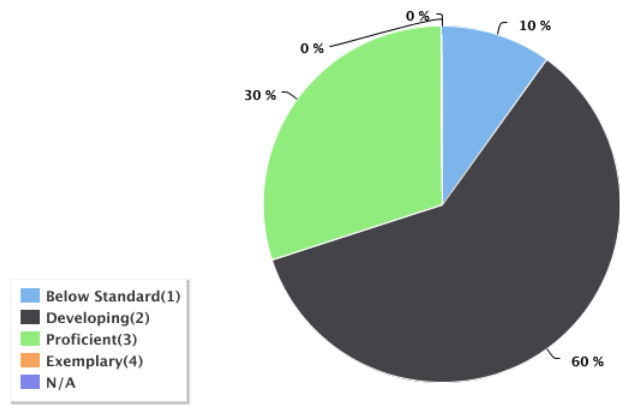
**Mean:** 2.20

**Median:** 2.00

**Mode:** 2.00

**Standard Deviation:** 0.60

4. Facilitates critical thinking, problem solving and ...



5. Motivates students to learn. CAEP 1.3; InTASC 7n

Response	Number of Responses	Percent
Below Standard(1)	1	10%
Developing(2)	3	30%
Proficient(3)	4	40%
Exemplary(4)	2	20%
N/A	0	0%

**Total Responses:** 10

**Range:** 3.00

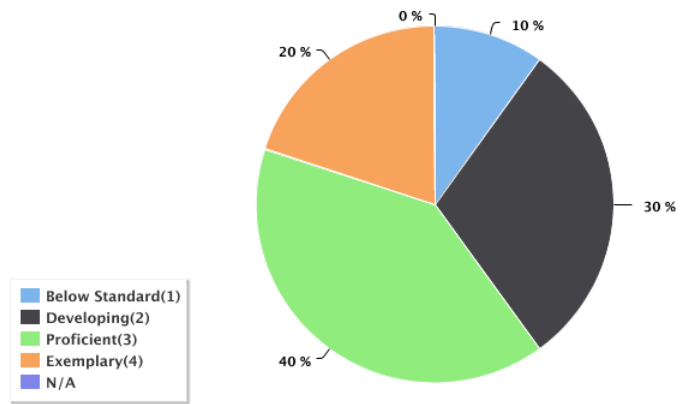
**Mean:** 2.70

**Median:** 3.00

**Mode:** 3.00

**Standard Deviation:** 0.90

5. Motivates students to learn. CAEP 1.3; InTASC 7n



6. Communicates well with students. CAEP 4.2; InTASC 3q

Response	Number of Responses	Percent
Below Standard(1)	1	10%
Developing(2)	3	30%
Proficient(3)	5	50%
Exemplary(4)	1	10%
N/A	0	0%

**Total Responses:** 10

**Range:** 3.00

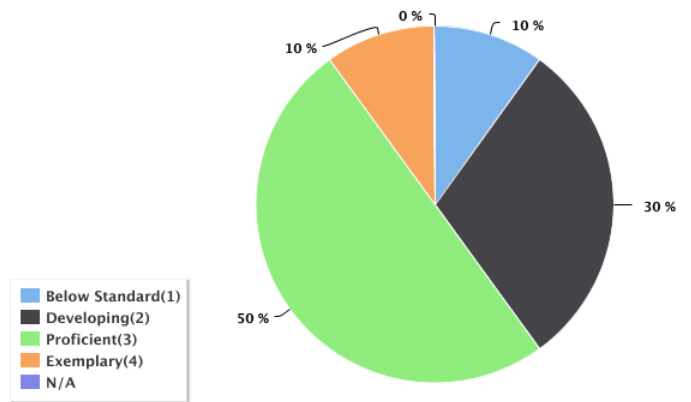
**Mean:** 2.60

**Median:** 3.00

**Mode:** 3.00

**Standard Deviation:** 0.80

6. Communicates well with students. CAEP 4.2; InTASC 3...



7. Applies classroom management practices. CAEP 1.3; InTASC 3a

Response	Number of Responses	Percent
Below Standard(1)	1	10%
Developing(2)	7	70%
Proficient(3)	2	20%
Exemplary(4)	0	0%
N/A	0	0%

**Total Responses:** 10

**Range:** 2.00

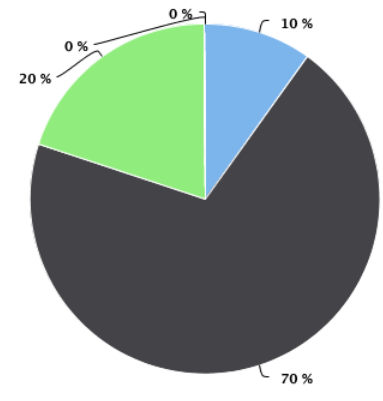
**Mean:** 2.10

**Median:** 2.00

**Mode:** 2.00

**Standard Deviation:** 0.54

7. Applies classroom management practices. CAEP 1.3; ...



8. Interacts well with parents and community members. CAEP 1.4; InTASC 7j

Response	Number of Responses	Percent
Below Standard(1)	1	10%
Developing(2)	5	50%
Proficient(3)	3	30%
Exemplary(4)	1	10%
N/A	0	0%

**Total Responses:** 10

**Range:** 3.00

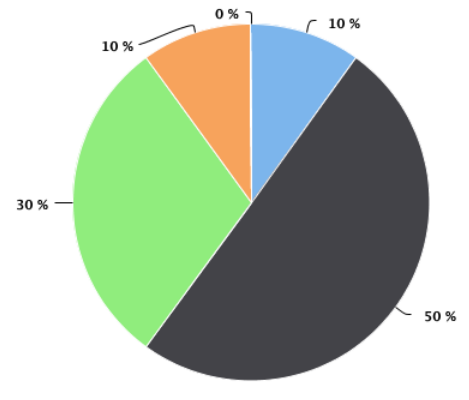
**Mean:** 2.40

**Median:** 2.00

**Mode:** 2.00

**Standard Deviation:** 0.80

8. Interacts well with parents and community members. ...



9. Assesses student learning. CAEP 4.1; InTASC 6a

Response	Number of Responses	Percent
Below Standard(1)	1	10%
Developing(2)	4	40%
Proficient(3)	5	50%
Exemplary(4)	0	0%
N/A	0	0%

**Total Responses:** 10

**Range:** 2.00

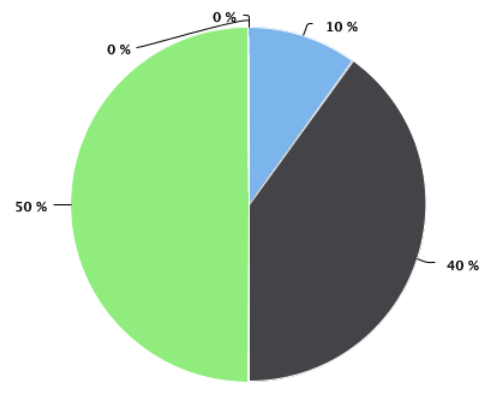
**Mean:** 2.40

**Median:** 2.50

**Mode:** 3.00

**Standard Deviation:** 0.66

9. Assesses student learning. CAEP 4.1; InTASC 6a



10. Grows professionally through reflection. CAEP 1.1; InTASC 9e

Response	Number of Responses	Percent
Below Standard(1)	1	10%
Developing(2)	6	60%
Proficient(3)	1	10%
Exemplary(4)	2	20%
N/A	0	0%

**Total Responses:** 10

**Range:** 3.00

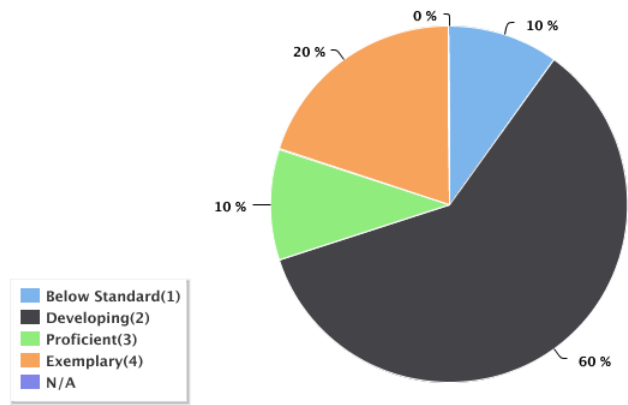
**Mean:** 2.40

**Median:** 2.00

**Mode:** 2.00

**Standard Deviation:** 0.92

10. Grows professionally through reflection. CAEP 1.1;...



11. Collaborates well with peers. CAEP 1.2; InTASC 10a

Response	Number of Responses	Percent
Below Standard(1)	1	10%
Developing(2)	3	30%
Proficient(3)	4	40%
Exemplary(4)	2	20%
N/A	0	0%

**Total Responses:** 10

**Range:** 3.00

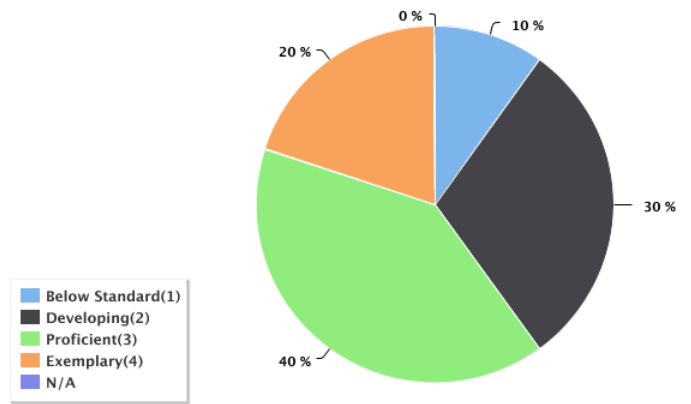
**Mean:** 2.70

**Median:** 3.00

**Mode:** 3.00

**Standard Deviation:** 0.90

11. Collaborates well with peers. CAEP 1.2; InTASC 10...



12. Creates effective learning environments. CAEP 4.2; InTASC 3n

Response	Number of Responses	Percent
Below Standard(1)	1	10%
Developing(2)	4	40%
Proficient(3)	4	40%
Exemplary(4)	1	10%
N/A	0	0%

**Total Responses:** 10

**Range:** 3.00

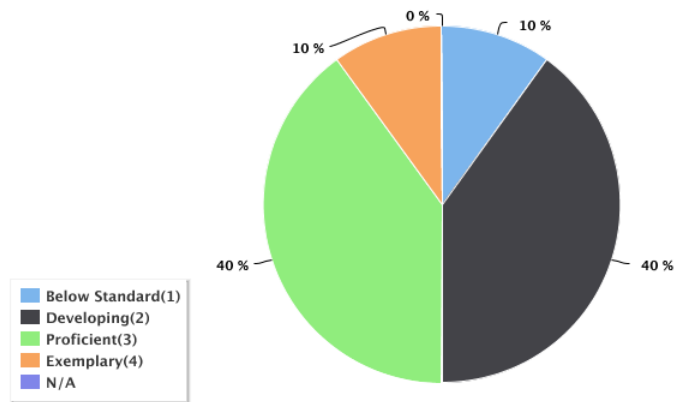
**Mean:** 2.50

**Median:** 2.50

**Mode:** 2.00, 3.00

**Standard Deviation:** 0.81

12. Creates effective learning environments. CAEP 4.2;...



13. Uses professional ethics. CAEP 1.2; InTASC 9o

Response	Number of Responses	Percent
Below Standard(1)	1	10%
Developing(2)	3	30%
Proficient(3)	5	50%
Exemplary(4)	1	10%
N/A	0	0%

**Total Responses:** 10

**Range:** 3.00

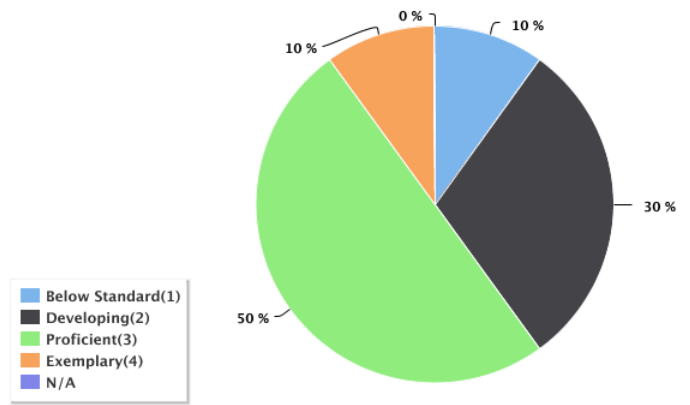
**Mean:** 2.60

**Median:** 3.00

**Mode:** 3.00

**Standard Deviation:** 0.80

13. Uses professional ethics. CAEP 1.2; InTASC 9o



14. Integrates technology into their instruction. CAEP 1.5; InTASC 8n

Response	Number of Responses	Percent
Below Standard(1)	1	10%
Developing(2)	4	40%
Proficient(3)	4	40%
Exemplary(4)	1	10%
N/A	0	0%

**Total Responses:** 10

**Range:** 3.00

**Mean:** 2.50

**Median:** 2.50

**Mode:** 2.00, 3.00

**Standard Deviation:** 0.81

14. Integrates technology into their instruction. CAEP...

