

IPEDS 2020-21 Data Collection System

IPEDS HELP DESK (877) 225-2568 | ipedshelp@rti.org
OMB NO. 1850-0582 v.27 : Approval Expires 8/31/2022
User ID: P1307761

Finance 2020-21

Institution: Western Connecticut State University (130776)

User ID: P1307761

Overview

Overview

The purpose of the IPEDS Finance component is to collect basic financial information from items associated with the institution's General Purpose Financial Statements.

Data Reporting Reminder:

- Report data to accurately reflect the time period corresponding with the IPEDS survey component, even if such reporting is seemingly inconsistent with prior-year reporting. For example, if a summer term began later than usual due to Coronavirus Pandemic postponements, continue to report using the timeframes as defined in the IPEDS instructions. NCES expects that some data reported during the 2020-21 data collection year will vary from established prior trends due to the impacts of Coronavirus Pandemic. If an error edit is triggered even when submitting accurate data, please indicate in the corresponding context box or verbally to the Help Desk that the seemingly inconsistent data are accurate and reflect the effects of Coronavirus Pandemic.

Changes to reporting for 2020-21:

Using GASB Reporting Standards:

- Screening question on pension and Postemployment Benefits Other than Pension (OPEB) has been split into two questions in General Information.
- Part E has been relabeled to become Part E-1 and new screen Part E-2 on Sources of Discounts and Allowances has been added.
- New data elements have been added to Part H to collect more detail on the change in endowments and all instances of "endowment assets" have been revised to "endowment net assets." (degree-granting public institutions only)
- New data elements for Postemployment Benefits Other than Pension (OPEB) have been added to Part M-2.
- New screen and data elements have been added to collect numerator and denominator for financial health ratios calculations in Part N. (degree-granting public institutions only)

Using FASB Reporting Standards:

- New screening question on athletics revenues has been added to General Information. (degree-granting private, not-for-profit institutions only)
- Part C has been relabeled to become Part C1 and new screen Part C2 on Sources of Discounts and Allowances has been added.
- New data elements have been added to Part H to collect more detail on the change in endowments and all instances of "endowment assets" have been revised to "endowment net assets." (degree-granting private, not-for-profit institutions only)
- New screen and data elements have been added to collect numerator and denominator for financial health ratios calculations in Part I. (degree-granting private, not-for-profit institutions only)

For-Profit Institutions:

- Part C has been relabeled to become Part C1 and new screen Part C2 on Sources of Discounts and Allowances has been added.
- New screen and data elements have been added to collect numerator and denominator for financial health ratios calculations in Part G. (degree-granting private, for-profit institutions)

Resources:

- To download the survey materials for this component: [Survey Materials](#)
- To access your prior year data submission for this component: [Reported Data](#)

If you have questions about completing this survey, please contact the **IPEDS Help Desk at (877) 225-2568**.

Institution: Western Connecticut State University (130776)

User ID: P1307761

Finance - Public Institutions' Reporting Standard

Reporting Standard

Please indicate which reporting standards are used to prepare your financial statements:

- ☒ GASB (Governmental Accounting Standards Board), using standards of GASB 34 & 35
- ☐ FASB (Financial Accounting Standards Board)

Please consult your business officer for the correct response before saving this screen. Your response to this question will determine the forms you will receive for reporting finance data.

Institution: Western Connecticut State University (130776)

User ID: P1307761

Finance - Public Institutions Using GASB Standards

General Information: GASB-Reporting Institutions (aligned form)

Reporting Reminder:

- To the extent possible, the finance data requested in this report should be provided from your institution's audited General Purpose Financial Statements (GPFS).
- Please refer to the instructions specific to each screen of the survey for details and references.


1. Fiscal Year Calendar

This report covers financial activities for the 12-month fiscal year: (The fiscal year reported should be the most recent fiscal year ending before October 1, 2020.)

Beginning: month/year (MMYYYY)	Month: <input type="text" value="7"/>	Year: <input type="text" value="2019"/>
And ending: month/year (MMYYYY)	Month: <input type="text" value="6"/>	Year: <input type="text" value="2020"/>

2. Audit Opinion

Did your institution receive an unqualified opinion on its General Purpose Financial Statements from your auditor for the fiscal year noted above? (If your institution is audited only in combination with another entity, answer this question based on the audit of that entity.)

- ☒ Unqualified
☐  Qualified (Explain in box below)
☐ Don't know OR in progress (Explain in box below)

3. Reporting Model

GASB Statement No. 34 offers three alternative reporting models for special-purpose governments like colleges and universities. Which model is used by your institution?

- ☐ Business-type activities
☐ Governmental Activities
☒ Governmental Activities with Business-Type Activities

4. Intercollegiate Athletics

a) If your institution participates in intercollegiate athletics, are the expenses accounted for as auxiliary enterprises or treated as student services?

- ☐ Auxiliary enterprises
☒ Student services
☐ Does not participate in intercollegiate athletics
☐ Other (specify in box below)

b) If your institution participates in intercollegiate athletics, indicate the category where these revenues are included (check all that apply):

- ☐ Sales and services of educational activities
☐ Sales and services of auxiliary enterprises
☒ Does not have intercollegiate athletics revenue
☐ Other (specify in box below)

5. Endowment Assets

Does this institution or any of its foundations or other affiliated organizations own endowment assets ?

- ☐ No
☒ Yes - (report endowment assets)

6. Pension


Does your institution include defined benefit pension liabilities, expenses, and/or deferrals in its General Purpose Financial Statements?

- ☒ No
☐  Yes

7. Postemployment Benefits Other than Pension (OPEB)

Does your institution include postemployment benefits other than pension (OPEB) liabilities, expenses, and/or deferrals in its General Purpose Financial Statements? (No/Yes)

- ☒ No
☐ Yes

 You may use the box below to provide additional context for the data you have reported above. Context notes will be posted on the College Navigator website. Therefore, you should write all context notes using proper grammar (e.g., complete sentences with punctuation) and common language that can be easily understood by students and parents (e.g., spell out acronyms).

The postemployment benefits (numbers 6 and 7 above) are carried on the System Office's statements.

Institution: Western Connecticut State University (130776)

User ID: P1307761

Part A - Statement of Net Position Page 1

Fiscal Year: July 1, 2019 - June 30, 2020

If your institution is a parent institution then the amounts reported in Parts A and D should include ALL of your child institutions

Line no.		Current year amount	Prior year amount
Assets			
01	Total <u>current assets</u>	34,492,483	32,426,801
31	Depreciable <u>capital assets</u> , net of depreciation	239,864,523	239,106,055
04	Other noncurrent assets CV=[A05-A31]	2,404,947	8,323,810
05	Total <u>noncurrent assets</u>	242,269,470	247,429,865
06	Total assets CV=(A01+A05)	276,761,953	279,856,666
19	Deferred outflows of resources	0	0
Liabilities			
07	<u>Long-term debt</u> , current portion	0	0
08	Other current liabilities CV=(A09-A07)	19,061,449	16,487,352
09	Total <u>current liabilities</u>	19,061,449	16,487,352
10	<u>Long-term debt</u>	0	0
11	Other noncurrent liabilities CV=(A12-A10)	13,848,445	11,607,292
12	Total <u>noncurrent liabilities</u>	13,848,445	11,607,292
13	Total liabilities CV=(A09+A12)	32,909,894	28,094,644
20	Deferred inflows of resources	0	0
Net Position			
14	<u>Invested in capital assets</u> , net of related debt	239,864,523	239,106,055
15	<u>Restricted-expendable</u>	3,328,487	4,615,948
16	<u>Restricted-nonexpendable</u>	407,116	407,116
17	<u>Unrestricted</u> CV=[A18-(A14+A15+A16)]	251,933	763,290
18	Net position CV=[(A06+A19)-(A13+A20)]	243,852,059	251,762,022


You may use the box below to provide additional context for the data you have reported above. Context notes will be posted on the College Navigator website. Therefore, you should write all context notes using proper grammar (e.g., complete sentences with punctuation) and common language that can be easily understood by students and parents (e.g., spell out acronyms).

Institution: Western Connecticut State University (130776)

User ID: P1307761

Part A - Statement of Net Position Page 2

Fiscal Year: July 1, 2019 - June 30, 2020				
Line No.	Description	Ending balance		Prior year Ending balance
Capital Assets				
21	Land and land improvements		22,609,726	22,556,226
22	Infrastructure		0	0
23	Buildings		380,781,484	348,329,454
32	Equipment, including art and library collections		27,927,154	28,064,256
27	Construction in progress		1,861,308	383,235
	Total for Plant, Property and Equipment CV = (A21+ .. A27)		433,179,672	399,333,171
28	Accumulated depreciation		193,315,149	182,181,865
33	Intangible assets, net of accumulated amortization		0	0
34	Other capital assets		0	0

 You may use the box below to provide additional context for the data you have reported above. Context notes will be posted on the College Navigator website. Therefore, you should write all context notes using proper grammar (e.g., complete sentences with punctuation) and common language that can be easily understood by students and parents (e.g., spell out acronyms).

Institution: Western Connecticut State University (130776)


User ID: P1307761

Part D - Summary of Changes In Net Position

Fiscal Year: July 1, 2019 - June 30, 2020

If your institution is a parent institution then the amounts reported in Parts A and D should include ALL of your child institutions

Line No.	Description	Current year amount	Prior year amount
01	Total revenues and other additions for this institution AND all of its child institutions	149,977,210	151902067
02	Total expenses and deductions for this institution AND all of its child institutions	157,887,173	147308203
03	Change in net position during year CV =(D01-D02)	<input checked="" type="checkbox"/> -7,909,963	4593864
04	<u>Net position</u> beginning of year for this institution AND all of its child institutions	251,762,022	247168158
05	<u>Adjustments to beginning net position</u> and other gains or losses CV =[D06-(D03+D04)]	0	0
06	Net position end of year for this institution AND all of its child institutions (from A18)	243852059	251762022

 You may use the box below to provide additional context for the data you have reported above. Context notes will be posted on the College Navigator website. Therefore, you should write all context notes using proper grammar (e.g., complete sentences with punctuation) and common language that can be easily understood by students and parents (e.g., spell out acronyms).

Institution: Western Connecticut State University (130776)


User ID: P1307761

Part E-1 - Scholarships and Fellowships

Fiscal Year: July 1, 2019 - June 30, 2020

Do not report Federal Direct Student Loans (FDSL) anywhere in this section.

Line No.	Scholarships and Fellowships	Current year amount	Prior year amount
01	Pell grants (federal)	7,492,005	7,739,050
02	Other federal grants (Do NOT include FDSL amounts)	<input checked="" type="checkbox"/> 4,965,874	1,349,790
03	Grants by state government	1,456,708	1,229,639
04	Grants by local government	57,664	0
05	Institutional grants from restricted resources	0	0
06	Institutional grants from unrestricted resources CV=[E07-(E01+...+E05)]	5,880,805	6,369,722
07	Total revenue that funds scholarships and fellowships	19,853,056	16,688,201
Discounts and Allowances			
08	Discounts and allowances applied to tuition and fees	6,247,939	5,398,646
09	Discounts and allowances applied to sales and services of auxiliary enterprises	0	0
10	Total discounts and allowances CV=(E08+E09)	6,247,939	5,398,646
11	Net scholarships and fellowships expenses after deducting discounts and allowances CV= (E07-E10) This amount will be carried forward to C10 of the expense section.	13,605,117	11,289,555

 You may use the box below to provide additional context for the data you have reported above. Context notes will be posted on the College Navigator website. Therefore, you should write all context notes using proper grammar (e.g., complete sentences with punctuation) and common language that can be easily understood by students and parents (e.g., spell out acronyms).

Institution: Western Connecticut State University (130776)

User ID: P1307761

Part E-2 - Sources of Discounts and Allowances

Fiscal Year: July 1, 2019 - June 30, 2020				
Line No.	Source of Discounts and Allowances	Amount of Source Applied to:		
		Tuition and fees discounts & allowances	Auxiliary enterprises discounts & allowances	Total discounts & allowances
12	Pell grants (federal)	<input type="text" value="0"/>	<input type="text" value="0"/>	0
13	Other federal grants (Do NOT include FDSL amounts)	<input type="text" value="0"/>	<input type="text" value="0"/>	0
14	Grants by state government	<input type="text" value="0"/>	<input type="text" value="0"/>	0
15	Grants by local government	<input type="text" value="0"/>	<input type="text" value="0"/>	0
16	Endowments and gifts	<input type="text" value="0"/>	<input type="text" value="0"/>	0
17	Other institutional sources CV =[E18-(E12+E13+ ... +E16)]	6,247,939	0	6,247,939
18	Total (from Part E1 line 8, 9 and 10)	6247939	0	6,247,939

Institution: Western Connecticut State University (130776)

User ID: P1307761

Part B - Revenues by Source (1)

Fiscal Year: July 1, 2019 - June 30, 2020			
Line No.	Source of Funds	Current year amount	Prior year amount
Operating Revenues			
01	Tuition and fees, after deducting discounts & allowances	51,628,593	50,351,178
Grants and contracts - operating			
02	Federal operating grants and contracts	0	0
03	State operating grants and contracts	0	0
04	Local government/private operating grants and contracts	0	0
04a	Local government operating grants and contracts	0	0
04b	Private operating grants and contracts	0	0
05	Sales and services of auxiliary enterprises, after deducting discounts and allowances	18,289,404	20,397,906
06	Sales and services of hospitals, after deducting patient contractual allowances	0	0
26	Sales and services of educational activities	0	0
07	Independent operations	0	0
08	Other sources - operating CV=[B09-(B01++B07)]	1,074,850	931,410
09	Total operating revenues	70,992,847	71,680,494

Institution: Western Connecticut State University (130776)

User ID: P1307761

Part B - Revenues by Source (2)


Fiscal Year: July 1, 2019 - June 30, 2020			
Line No.	Source of funds	Current year amount	Prior year amount
Nonoperating Revenues			
10	Federal appropriations	<input type="text" value="0"/>	0
11	State appropriations	<input type="text" value="51,971,203"/>	51,332,823
12	Local appropriations, education district taxes, and similar support	<input type="text" value="0"/>	0
Grants-nonoperating			
13	Federal nonoperating grants Do NOT include Federal Direct Student Loans	<input type="text" value="12,563,635"/>	9,088,840
14	State nonoperating grants	<input type="text" value="1,456,708"/>	1,229,639
15	Local government nonoperating grants	<input type="text" value="57,664"/>	0
16	Gifts, including contributions from affiliated organizations	<input type="text" value="62,257"/>	122,832
17	Investment income	<input type="text" value="463,232"/>	800134
18	Other nonoperating revenues CV=[B19-(B10+...+B17)]	2,354,295	1,298,322
19	Total nonoperating revenues	<input type="text" value="68,928,994"/>	63,872,590
27	Total operating and nonoperating revenues CV=[B19+B09]	139,921,841	135,553,084
28	12-month Student FTE from E12	4,736	4,795
29	Total operating and nonoperating revenues per student FTE CV=[B27/B28]	29,544	28,270

Institution: Western Connecticut State University (130776)

User ID: P1307761

Part B - Revenues by Source (3)

Fiscal Year: July 1, 2019 - June 30, 2020			
Line No.	Source of funds	Current year amount	Prior year amount
Other Revenues and Additions			
20	Capital appropriations	10,055,369	16,348,983
21	Capital grants and gifts	0	0
22	Additions to permanent endowments	<input checked="" type="checkbox"/> 0	0
23	Other revenues and additions CV=[B24-(B20+...+B22)]	0	0
24	Total other revenues and additions CV=[B25-(B9+B19)]	10,055,369	16348983
25	Total all revenues and other additions	149,977,210	151,902,067

 You may use the box below to provide additional context for the data you have reported above. Context notes will be posted on the College Navigator website. Therefore, you should write all context notes using proper grammar (e.g., complete sentences with punctuation) and common language that can be easily understood by students and parents (e.g., spell out acronyms).

Institution: Western Connecticut State University (130776)

User ID: P1307761

Part C-1 - Expenses by Functional Classification

Fiscal Year: July 1, 2019 - June 30, 2020

Report Total Operating AND Nonoperating Expenses in this section


Line No.	Expense: Functional Classifications	Total amount	Prior Year Total Amount	Salaries and wages	Prior Year Salaries and wages
		(1)		(2)	
01	Instruction	74,541,599	67,830,655	35,842,518	33,278,195
02	Research	1,115,958	1,239,009	402,187	389,953
03	Public service	482,115	520,639	219,783	218,364
05	Academic support	12,871,149	13,172,473	5,747,475	5,764,553
06	Student services	24,231,278	21,926,424	9,799,318	8,640,704
07	Institutional support	18,881,914	18,247,210	8,380,096	7,888,171
10	Scholarships and fellowships expenses, net of discounts and allowances (from Part E, line 11)	13605117	11,289,555		
11	Auxiliary enterprises	12,158,043	13,082,236	2,383,855	2,285,961
12	Hospital services	0	0	0	0
13	Independent operations	0	0	0	0
14	Other Functional Expenses and deductions CV=[C19-(C01+...+C13)]	0	2	0	0
19	Total expenses and deductions	157,887,173	147,308,203	62,775,232	58,465,901

Institution: Western Connecticut State University (130776)

User ID: P1307761

Part C-2 - Expenses by Natural Classification

Fiscal Year: July 1, 2019 - June 30, 2020			
Line No.	Expense: Natural Classifications	Total Amount	Prior year amount
19-2	Salaries and Wages(from Part C-1,Column 2 line 19)	62775232	58,465,901
19-3	Benefits	41,201,169	36,503,028
19-4	Operation and Maintenance of Plant (as a natural expense)	8,601,751	8,401,960
19-5	Depreciation	13,257,762	12,511,189
19-6	Interest	0	0
19-7	Other Natural Expenses and Deductions CV=[C19-1 - (C19-2 + ... + C19-6)]	32,051,259	31,426,125
19-1	Total Expenses and Deductions (from Part C-1, Line 19)	157887173	147,308,203
20-1	12-month Student FTE (from E12 survey)	4,736	4,795
21-1	Total expenses and deductions per student FTE CV=[C19-1/C20-1]	33,338	30,721

 You may use the box below to provide additional context for the data you have reported above. Context notes will be posted on the College Navigator website. Therefore, you should write all context notes using proper grammar (e.g., complete sentences with punctuation) and common language that can be easily understood by students and parents (e.g., spell out acronyms).

Institution: Western Connecticut State University (130776)


User ID: P1307761

Part H - Details of Endowment Net Assets

Fiscal Year: July 1, 2019 - June 30, 2020

Include not only endowment net assets held by the institution, but any assets held by private foundations affiliated with the institution.

Line No.	Value of Endowment Net Assets	Market Value	Prior Year Amounts
01	Value of endowment net assets at the beginning of the fiscal year	21,673,513	19,135,115
02	Value of endowment net assets at the end of the fiscal year	21,357,642	21,673,513
03	Change in value of endowment net assets CV=[H02-H01]	-315,871	
03a	New gifts and additions	728,498	
03b	Endowment net investment return	524,794	
03c	Spending distribution for current use	-1,569,163	
03d	Other CV=[H03-(H03a+H03b+H03c)]	0	

 You may use the box below to provide additional context for the data you have reported above. Context notes will be posted on the College Navigator website. Therefore, you should write all context notes using proper grammar (e.g., complete sentences with punctuation) and common language that can be easily understood by students and parents (e.g., spell out acronyms).


Institution: Western Connecticut State University (130776)

User ID: P1307761

Part N - Financial Health

Fiscal Year: July 1, 2019 - June 30, 2020

Line No.	Description (If your institution is a parent institution then the amounts reported should include ALL of your child institutions. Include amounts for the institution's FASB component unit.)	Current year amount
01	Operating income (Loss) + net nonoperating revenues (expenses)	<input type="text" value="0"/>
02	Operating revenues + nonoperating revenues	<input type="text" value="0"/>
03	Change in net position	<input type="text" value="0"/>
04	Net position	<input type="text" value="0"/>
05	Expendable net assets	<input type="text" value="0"/>
06	Plant-related debt	<input type="text" value="0"/>
07	Total expenses	<input type="text" value="0"/>

 You may use the box below to provide additional context for the data you have reported above. Context notes will be posted on the College Navigator website. Therefore, you should write all context notes using proper grammar (e.g., complete sentences with punctuation) and common language that can be easily understood by students and parents (e.g., spell out acronyms).

Physical plant debt is not held at the university level. All debt is held at the System Office and State level.


Institution: Western Connecticut State University (130776)

User ID: P1307761

Part J - Revenue Data for the Census Bureau

Fiscal Year: July 1, 2019 - June 30, 2020

Source and type		Amount				
		Total for all funds and operations (includes endowment funds, but excludes component units)	Education and general/independent operations	Auxiliary enterprises	Hospitals	Agriculture extension/experiment services
		(1)	(2)	(3)	(4)	(5)
01	Tuition and fees	57,876,532	57,876,532			
02	Sales and services		<input type="text"/>	18,289,404	0	<input type="text"/>
03	Federal grants/contracts (excludes Pell Grants)		<input type="text"/>	<input type="text"/>	<input type="text"/>	<input type="text"/>
Revenue from the state government:						
04	State appropriations, current & capital		<input type="text"/>	<input type="text"/>	<input type="text"/>	<input type="text"/>
05	State grants and contracts		<input type="text"/>	<input type="text"/>	<input type="text"/>	<input type="text"/>
Revenue from local governments:						
06	Local appropriation, current & capital		<input type="text"/>	<input type="text"/>	<input type="text"/>	<input type="text"/>
07	Local government grants/contracts		<input type="text"/>	<input type="text"/>	<input type="text"/>	<input type="text"/>
08	Receipts from property and non-property taxes	<input type="text"/>				
09	Gifts and private grants, NOT including capital grants	<input type="text"/>				
10	Interest earnings	<input type="text"/>				
11	<u>Dividend earnings</u>	<input type="text"/>				
12	<u>Realized capital gains</u>	<input type="text"/>				

 You may use the box below to provide additional context for the data you have reported above. Context notes will be posted on the College Navigator website. Therefore, you should write all context notes using proper grammar (e.g., complete sentences with punctuation) and common language that can be easily understood by students and parents (e.g., spell out acronyms).


Institution: Western Connecticut State University (130776)

User ID: P1307761

Part K - Expenditure Data for the Census Bureau

Fiscal Year: July 1, 2019 - June 30, 2020

Category		Total for all funds and operations (includes endowment funds, but excludes component units)	Education and general/ independent operations	Auxiliary enterprises	Hospitals	Agriculture extension/ experiment services
		(1)	(2)	(3)	(4)	(5)
02	Employee benefits, total	2,383,855	<input type="text"/>	2,383,855	<input type="text"/>	<input type="text"/>
03	Payment to state retirement funds (may be included in line 02 above)	2,203,707	<input type="text"/>	2,203,707	<input type="text"/>	<input type="text"/>
04	Current expenditures including salaries	0	<input type="text"/>	<input type="text"/>	<input type="text"/>	<input type="text"/>
Capital outlays						
05	Construction	0	<input type="text"/>	<input type="text"/>	<input type="text"/>	<input type="text"/>
06	Equipment purchases	0	<input type="text"/>	<input type="text"/>	<input type="text"/>	<input type="text"/>
07	Land purchases	0	<input type="text"/>	<input type="text"/>	<input type="text"/>	<input type="text"/>
08	Interest on debt outstanding, all funds and activities	<input type="text"/>				


 You may use the box below to provide additional context for the data you have reported above. Context notes will be posted on the College Navigator website. Therefore, you should write all context notes using proper grammar (e.g., complete sentences with punctuation) and common language that can be easily understood by students and parents (e.g., spell out acronyms).

Institution: Western Connecticut State University (130776)

User ID: P1307761

Part L - Debt and Assets for Census Bureau, page 1

Fiscal Year: July 1, 2019 - June 30, 2020		
Debt		
Category		Amount
01	Long-term debt outstanding at beginning of fiscal year	<input type="text" value="0"/>
02	Long-term debt issued during fiscal year	<input type="text" value="0"/>
03	Long-term debt retired during fiscal year	<input type="text" value="0"/>
04	Long-term debt outstanding at end of fiscal year	<input type="text" value="0"/>
05	Short-term debt outstanding at beginning of fiscal year	<input type="text" value="0"/>
06	Short-term debt outstanding at end of fiscal year	<input type="text" value="0"/>


 You may use the box below to provide additional context for the data you have reported above. Context notes will be posted on the College Navigator website. Therefore, you should write all context notes using proper grammar (e.g., complete sentences with punctuation) and common language that can be easily understood by students and parents (e.g., spell out acronyms).

Institution: Western Connecticut State University (130776)

User ID: P1307761

Part L - Debt and Assets for Census Bureau, page 2

Fiscal Year: July 1, 2019 - June 30, 2020			
Assets			
Category			Amount
07	Total cash and security assets held at end of fiscal year in sinking or debt service funds		<input type="text" value="0"/>
08	Total cash and security assets held at end of fiscal year in bond funds		<input type="text" value="0"/>
09	Total cash and security assets held at end of fiscal year in all other funds		<input type="text" value="0"/>

 You may use the box below to provide additional context for the data you have reported above. Context notes will be posted on the College Navigator website. Therefore, you should write all context notes using proper grammar (e.g., complete sentences with punctuation) and common language that can be easily understood by students and parents (e.g., spell out acronyms).

Institution: Western Connecticut State University (130776)

User ID: P1307761

Prepared by

Prepared by

Reporting Reminders:

- The name of the preparer is being collected so that we can follow up with the appropriate person in the event that there are questions concerning the data.
- The Keyholder will be copied on all email correspondence to other preparers.
- The time it took to prepare this component is being collected so that we can continue to improve our estimate of the reporting burden associated with IPEDS.
- Please include in your estimate the time it took for you to review instructions, query and search data sources, complete and review the component, and submit the data through the Data Collection System.
- Thank you for your assistance.

This survey component was prepared by:					
<input type="radio"/>	Keyholder	<input type="radio"/>	SFA Contact	<input type="radio"/>	HR Contact
<input checked="" type="radio"/>	Finance Contact	<input type="radio"/>	Academic Library Contact	<input type="radio"/>	Other
Name:	<input type="text" value="Peter Rosa"/>				
Email:	<input type="text" value="RosaP@wcsu.edu"/>				

How many staff from your institution only were involved in the data collection and reporting process of this survey component?	
<input type="text" value="1.00"/>	Number of Staff (including yourself)

How many hours did you and others from your institution only spend on each of the steps below when responding to this survey component? <i>Exclude the hours spent collecting data for state and other reporting purposes.</i>								
Staff member	Collecting Data Needed		Revising Data to Match IPEDS Requirements		Entering Data		Revising and Locking Data	
Your office	<input type="text" value="10.00"/>	hours	<input type="text" value="2.00"/>	hours	<input type="text" value="1.00"/>	hours	<input type="text" value="2.00"/>	hours
Other offices	<input type="text" value="1.00"/>	hours	<input type="text" value="0.00"/>	hours	<input type="text" value="0.00"/>	hours	<input type="text" value="0.00"/>	hours

Institution: Western Connecticut State University (130776)

User ID: P1307761

Summary

Finance Survey Summary

IPEDS collects important information regarding your institution. All data reported in IPEDS survey components become available in the IPEDS Data Center and appear as aggregated data in various Department of Education reports. Additionally, some of the reported data appears specifically for your institution through the College Navigator website and is included in your institution's Data Feedback Report (DFR). The purpose of this summary is to provide you an opportunity to view some of the data that, when accepted through the IPEDS quality control process, will appear on the College Navigator website and/or your DFR. College Navigator is updated approximately three months after the data collection period closes and Data Feedback Reports will be available through the [Data Center](#) and sent to your institution's CEO in November 2020.

Please review your data for accuracy. If you have questions about the data displayed below after reviewing the data reported on the survey screens, please contact the IPEDS Help Desk at: 1-877-225-2568 or ipedshelp@rti.org.

Core Revenues			
Revenue Source	Reported values	Percent of total core revenues	Core revenues per FTE enrollment
Tuition and fees	\$51,628,593	39%	\$10,901
State appropriations	\$51,971,203	39%	\$10,974
Local appropriations	\$0	0%	\$0
Government grants and contracts	\$14,078,007	11%	\$2,973
Private gifts, grants, and contracts	\$62,257	0%	\$13
Investment income	\$463,232	0%	\$98
Other core revenues	\$13,484,514	10%	\$2,847
Total core revenues	\$131,687,806	100%	\$27,806
Total revenues	\$149,977,210	N/A	\$31,667
Other core revenues include federal appropriations; sales and services of educational activities; other operating and nonoperating sources; and other revenues and additions (e.g., capital appropriations, capital grants and gifts, etc.). Core revenues exclude revenues from auxiliary enterprises (e.g., bookstores, dormitories), hospitals, and independent operations. For institutions reporting in Full parent/child relationships, core revenues per FTE enrollment amounts will not be allocated to child institutions.			

Core Expenses			
Expense function	Reported values	Percent of total core expenses	Core expenses per FTE enrollment
Instruction	\$74,541,599	51%	\$15,739
Research	\$1,115,958	1%	\$236
Public service	\$482,115	0%	\$102
Academic support	\$12,871,149	9%	\$2,718
Institutional support	\$18,881,914	13%	\$3,987
Student services	\$24,231,278	17%	\$5,116
Other core expenses	\$13,605,117	9%	\$2,873
Total core expenses	\$145,729,130	100%	\$30,771
Total expenses	\$157,887,173	N/A	\$33,338
Other core expenses include scholarships and fellowships, net of discounts and allowances, and other expenses. Core expenses exclude expenses from auxiliary enterprises (e.g., bookstores, dormitories), hospitals, and independent operations. For institutions reporting in Full parent/child relationships, core expenses per FTE enrollment amounts will not be allocated to child institutions.			

Calculated value	
	Calculated value
FTE enrollment	4736
The full-time equivalent (FTE) enrollment used in this report is the sum of the institution's FTE undergraduate enrollment and FTE graduate enrollment (as calculated from or reported on the 12-month Enrollment component). FTE is estimated using 12- month instructional activity (credit and/or clock hours). All doctor's degree students are reported as graduate students.	

Institution: Western Connecticut State University (130776)

User ID: P1307761

Edit Report

Finance

Source	Description	Severity	Resolved	Options
Screen: Changes to Net Position				
Screen Entry	The calculated amount of change in net position during the year in Part D (line 03) is expected to be greater than zero. Please confirm that the data reported are correct. (Error #5202)	Confirmation	Yes	
Screen: Scholarships & Fellowships				
Screen Entry	The amount reported is outside the expected range of between 674,895 and 2,024,685 when compared with the prior year value. Please correct your data or explain. (Error #5301)	Explanation	Yes	
Reason	HEERF Student emergency grant and HEERF Institutional grant funds included in FY20.			
Screen: Revenues Part 3				
Screen Entry	The amount of additions to permanent endowments reported in Part B (line 22) should not be zero or blank. Please confirm that the data reported are correct. (Error #5231)	Confirmation	Yes	
Related Screens	Revenues Part 3			