

IPEDS 2020-21 Data Collection System

IPEDS HELP DESK (877) 225-2568 | ipedshelp@rti.org

OMB NO. 1850-0582 v.27 : Approval Expires 8/31/2022

User ID: P1307761

Student Financial Aid 2020-21

Institution: Western Connecticut State University (130776)

User ID: P1307761

Overview

IPEDS Student Financial Aid Component Overview - Public Academic Reporters

Welcome to the Student Financial Aid (SFA) component. The purpose of the SFA component is to collect information about financial aid provided to various groups of undergraduate students and military/veteran educational benefits for all students at your institution.

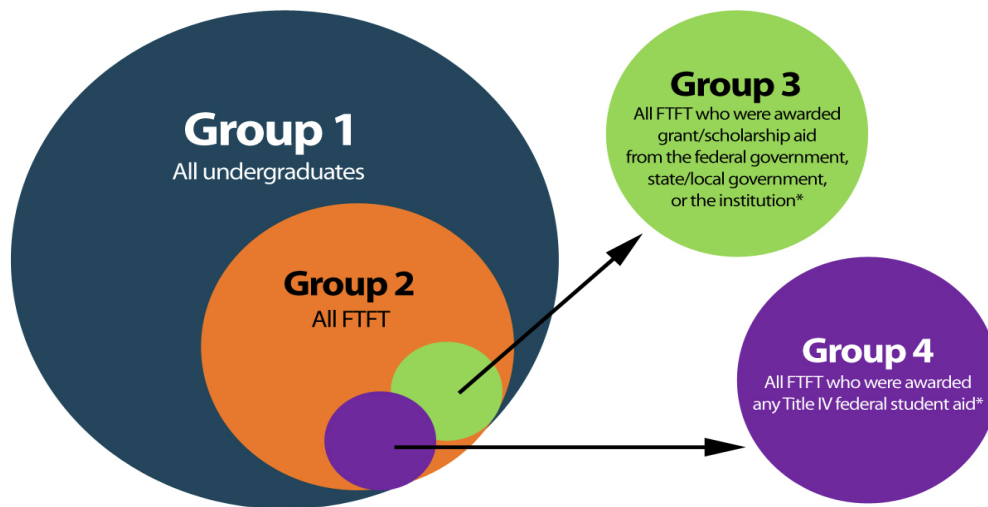
Data Reporting Reminders:

- Report data to accurately reflect the time period corresponding with the IPEDS survey component, even if such reporting is seemingly inconsistent with prior-year reporting. For example, if a summer term began later than usual due to Coronavirus Pandemic postponements, continue to report using the timeframes as defined in the IPEDS instructions. NCES expects that some data reported during the 2020-21 data collection year will vary from established prior trends due to the impacts of Coronavirus Pandemic. If an error edit is triggered even when submitting accurate data, please indicate in the corresponding context box or verbally to the Help Desk that the seemingly inconsistent data are accurate and reflect the effects of Coronavirus Pandemic.

- Undergraduate Student Groups

You will be asked to report information for different groups of students.

- Group 1: All undergraduate students
- Group 2: Of Group 1, full-time, first-time degree/certificate-seeking students (FTFT)
- Group 3: Of Group 2, FTFT students who paid the in-state/in-district tuition rate and were awarded any grant/scholarship aid from the federal government, state/local government, or the institution
- Group 4: Of Group 2, FTFT students who paid the in-state/in-district tuition rate and were awarded any Title IV federal student aid



*For public institutions, include only those students paying the in-state or in-district tuition rate. For program reporters, include only those students enrolled in the institution's largest program.

- COA Revisions

Revisions to Cost of Attendance (COA) used to calculate the net price of attendance can be made in this component.

Consult the instructions and screens to make sure you are reporting the correct aid amounts for the correct groups of students.

- College Affordability and Transparency Lists

Net price amounts calculated in SFA will be used to populate the U.S. Department of Education's College Affordability and Transparency lists.

- Interactive Edits and Error Messages

SFA contains interactive edits that will check for blank fields, invalid values, or values that fall outside expected ranges. Some error messages will require you to confirm or explain the values that you entered. Some error messages are fatal and will require you to contact the IPEDS Help Desk at (877) 225-2568 for resolution.

- Context Boxes

You will find optional text boxes throughout SFA. Context boxes allow you to provide more information about the data you enter. Some of these context boxes may be made available to the public on College Navigator, so make sure that the information you enter can be understood easily by students, parents, and the general public.

Changes to reporting for 2020-21:

There are no changes to this survey component.

Resources:

- To download the survey materials for this component: [Survey Materials](#)
- To access your prior year data submission for this component: [Reported Data](#)

If you have questions about completing this survey, please contact the IPEDS Help Desk at 1-877-225-2568.

Institution: Western Connecticut State University (130776)


User ID: P1307761

Section 1: Part A

Part A - Establish Your Groups

Reporting Reminders:

- Part A establishes the number of students in various groups. Note that the numbers on this screen will be carried forward to other parts of the Student Financial Aid component.
- In the fields below, report the number of students in each of the following groups.

		 Fall 2019	YOUR PRIOR YEAR DATA
			Fall 2018
01	Group 1 All <u>undergraduate</u> students	<div>4,982</div>	5,028
02	Group 2 Of those in Group 1, those who are <u>full-time</u> , <u>first-time</u> degree/certificate-seeking	<div>823</div>	881
	02a Of those in Group 2, those who were awarded any <u>Federal Work Study</u> , <u>loans to students</u> , or grant or scholarship aid from the federal government, state/local government, the institution, or other sources known to the institution	<div>685</div>	749
	02b Of those in Group 2, those who were awarded any <u>loans to students</u> or grant or scholarship aid from the federal government, state/local government, or the institution	<div>661</div>	749
03	Group 3 Of those in Group 2, those who paid the in-state or in-district tuition rate and who were awarded grant or scholarship aid from the federal government, state/local government, or the institution	<div>595</div>	658
04	Group 4 Of those in Group 2, those who paid the in-state or in-district tuition rate and who were awarded any <u>Title IV federal student aid</u>	<div>678</div>	616

Institution: Western Connecticut State University (130776)

User ID: P1307761

Section 1: Part B

Part B - Enter Information About Group 1

Reporting Reminders:

- Group 1 students are **ALL undergraduate** students (including first-time students) enrolled in Fall 2019.
- For this part, report:


For These Students	The Following Type(s) of Aid	Awarded in This Period
<ul style="list-style-type: none"> • All undergraduate students enrolled in Fall 2019 	<ul style="list-style-type: none"> • Grant or scholarship aid from: <ul style="list-style-type: none"> ◦ federal government ◦ state/local government ◦ the institution ◦ other sources known to the institution • Loans to students from: <ul style="list-style-type: none"> ◦ the federal government 	<ul style="list-style-type: none"> • Any time during academic year 2019-20

- In the fields below, report the number of Group 1 students and the total amount of aid awarded to these students for each type of aid.

Information from Part A	Fall 2019
Group 1: All undergraduate students (This number is carried forward from Part A, Line 01.)	4,982

Aid Type		2019-20			
		Number of Group 1 students who were awarded aid	Percentage of Group 1 students who were awarded aid	Total amount of aid awarded to Group 1 students	Average amount of aid awarded to Group 1 students
01	Grant or scholarship aid from the federal government, state/local government, the institution, and other sources known to the institution (Do NOT include federal student loans)	2,900	58	16,560,149	5,710
	02 <u>Pell Grants</u>	1,690	34	7,322,566	4,333

03	Federal student loans	2,684	54	17,331,258	6,457
----	-----------------------	-------	----	------------	-------

 You may use the box below to provide additional context for the data you have reported above. Context notes will be posted on the College Navigator website. Therefore, you should write all context notes using proper grammar (e.g., complete sentences with punctuation) and common language that can be easily understood by students and parents (e.g., spell out acronyms).

Non-applicable

Institution: Western Connecticut State University (130776)

User ID: P1307761

Section 1: Part C, Page 1

Part C, Page 1 - Enter Information about Group 2

Reporting Reminders:

- Group 2 students are all full-time, first-time degree/certificate-seeking undergraduate students enrolled in Fall 2019.
- In the fields below, report the number of Group 2 students paying in-district, in-state, and out-of-state tuition rates. If your institution does not offer different rates, report all students as paying in-state tuition rates.

Information from Part A	Fall 2019
Group 2: Full-time, first-time degree/certificate-seeking undergraduates (This number is carried forward from Part A, Line 02)	823

Group 2 students:					YOUR PRIOR YEAR DATA
			Fall 2019		Fall 2018
			Number of Group 2 students	Percentage of Group 2 students	Percentage of Group 2 students
01	01a	<u>paying in-district tuition rates</u>	<input type="text" value="0"/>	0	0
	01b	<u>paying in-state tuition rates</u>	<input type="text" value="815"/>	99	99
	01c	<u>paying out-of-state tuition rates</u>	<input type="text" value="8"/>	1	1
	01d	Unknown (calculated value) This value is calculated using the following formula: [A02-(C01a+C01b+C01c)]	0	0	0

Institution: Western Connecticut State University (130776)

User ID: P1307761

Section 1: Part C, Page 2

Part C, Page 2 - Enter Information about Group 2

Reporting Reminders:

- Part C includes financial aid information about Group 2. Group 2 students are all full-time, first-time degree/certificate-seeking undergraduate students enrolled in Fall 2019.
- For this part, report:

For These Students	The Following Type(s) of Aid	Awarded in This Period
<ul style="list-style-type: none"> • Full-time, first-time degree/certificate-seeking undergraduate students enrolled in Fall 2019 	<ul style="list-style-type: none"> • Grant or scholarship aid from: <ul style="list-style-type: none"> ◦ federal government ◦ state/local government ◦ the institution • Loans to students from: <ul style="list-style-type: none"> ◦ the federal government ◦ other sources, including private or other loans • Do not include: <ul style="list-style-type: none"> ◦ grant or scholarship aid from private or other sources ◦ PLUS loans or loans made to anyone other than the student 	<ul style="list-style-type: none"> • Any time during academic year 2019-20 • For program reporters, this is the aid year period from July 1, 2019 through June 30, 2020.


- In the fields below, report the number of Group 2 students and the total amount of aid awarded to these students for each type of aid. Enter unduplicated student counts within a category (e.g., Pell Grants). However, a student can appear in more than one aid category.

Information from Part A	Fall 2019
Group 2: Full-time, first-time degree/certificate-seeking undergraduates (This number is carried forward from Part A, Line 02)	823
Group 2a: (This number is carried forward from Part A, Line 02a) <ul style="list-style-type: none"> • Of those in Group 2, those who were awarded: <ul style="list-style-type: none"> ◦ Federal Work Study ◦ Loans to students ◦ Grant or scholarship aid from the federal government, state/local government, or the institution ◦ Other sources known to the institution 	685

Group 2b (This number is carried forward from Part A, Line 02b) <ul style="list-style-type: none"> Of those in Group 2, those who were awarded: <ul style="list-style-type: none"> Loans to students Grant or scholarship aid from the federal government, state/local government, or the institution 	661
Group 3 (This number is carried forward from Part A, Line 03) <ul style="list-style-type: none"> Of those in Group 2, those who Paid the in-state or in-district tuition rate and were awarded: <ul style="list-style-type: none"> Grant or scholarship aid from the federal government, state/local government, or the institution 	595

Aid Type						YOUR PRIOR YEAR DATA
		Fall 2019				Fall 2018
		Number of Group 2 students who were awarded aid	Percentage of Group 2 students who were awarded aid	Total amount of aid awarded to Group 2 students	Average amount of aid awarded to Group 2 students	Average amount of aid awarded to Group 2 students
01	Grants or scholarships from the federal government, state/local government, or the institution	<input type="text" value="601"/>	73	3,397,411	5,653	5,439
02	<u>Federal grants</u>	<input type="text" value="327"/>	40	1,586,512	4,852	4,860
02a	<u>Pell Grants</u>	<input type="text" value="327"/>	40	<input type="text" value="1,493,787"/>	4,568	4,688
02b	<u>Other federal grants</u>	<input type="text" value="43"/>	5	<input type="text" value="92,725"/>	 2,156	1,667
03	<u>State/local government grants or scholarships</u> (includes <u>fellowships</u> /tuition waivers/exemptions)	<input type="text" value="469"/>	57	<input type="text" value="1,508,743"/>	3,217	2,940

04	<u>Institutional grants or scholarships</u> (includes <u>fellowships</u> /tuition waivers/exemptions)	<input type="text" value="81"/>	10	<input type="text" value="302,156"/>	3,730	3,356
05	<u>Loans to students</u>	<input type="text" value="517"/>	63	3,503,957	6,777	6,758
05a	Federal loans	<input type="text" value="514"/>	62	<input type="text" value="2,765,691"/>	5,381	5,246
05b	Other loans (including private loans)	<input type="text" value="65"/>	8	<input type="text" value="738,266"/>	11,358	12,631

 You may use the box below to provide additional context for the data you have reported above. Context notes will be posted on the College Navigator website. Therefore, you should write all context notes using proper grammar (e.g., complete sentences with punctuation) and common language that can be easily understood by students and parents (e.g., spell out acronyms).

Non-applicable

Institution: Western Connecticut State University (130776)

User ID: P1307761

Section 1: Comparison Chart

Comparison Chart

Reporting Reminders:

- Based on the information reported on the previous screens for Group 1 (all undergraduates) and Group 2 (full-time, first-time degree/certificate-seeking undergraduates), this comparison chart seeks to help institutions check their reported data. Assuming that the information on Groups 1 and 2 is correct, then the calculated fields for 'All Other Undergraduates' should be the balance (Group 1 minus Group 2). If the balance does not check with your institution's calculations, please correct your reported numbers for Groups 1 and 2 before moving forward with the completion of the SFA survey component.

Note:

- Data for the 'All Other Undergraduates' will appear in the IPEDS Data Center for data users, but not in College Navigator.

		Number of students	Pell grants	Federal Student Loans
01	Group 1 (all undergraduates)		4,982	
02	Number of students who were awarded aid		1,690	2,684
03	Percentage who were awarded aid		34	54
04	Total amount of aid awarded		7,322,566	17,331,258
05	Average amount of aid awarded		4,333	6,457
06	Group 2 (Full-time, first-time undergraduates)		823	
07	Number of students who were awarded aid		327	514
08	Percentage who were awarded aid		40	62
09	Total amount of aid awarded		1,493,787	2,765,691
10	Average amount of aid awarded		4,568	5,381
11	All other undergraduates (Line 01 - Line 06)		4,159	
12	Number of students who were awarded aid (Line 02 - Line 07)		1,363	2,170
13	Percentage who were awarded aid (Line 12 / Line 11)		33	52

14	Total amount of aid awarded (Line 04 - Line 09)		5,828,779	14,565,567
15	Average amount of aid awarded (Line 14 / Line 12)		4,276	6,712

Institution: Western Connecticut State University (130776)

User ID: P1307761

Section 1: Cost of Attendance

Cost of attendance for full-time, first-time undergraduate students

Reporting Reminders:

- Please enter the amounts requested below. These data will be made available to the public on College Navigator. If your institution participates in any Title IV programs (Pell, Stafford, etc.), you must complete all information.
- Estimates of expenses for books and supplies, room and board, and other expenses are those from the **Cost of Attendance report** used by the financial aid office in determining financial need. Please talk to your financial aid office to get these numbers to ensure that you are reporting correctly.
- These numbers are carried forward from Institutional Characteristics and should only be changed if an error was made in the reporting.

Charges for full academic year	2017-18	2018-19	2019-20
Published <u>tuition</u> and <u>required fees</u> :			
<u>In-district</u>			
Tuition	5,424	5,642	5,924
Required fees	4,994	5,217	5,420
Tuition + fees total	10,418	10,859	11,344
<u>In-state</u>			
Tuition	5,424	5,642	5,924
Required fees	4,994	5,217	5,420
Tuition + fees total	10,418	10,859	11,344
<u>Out-of-state</u>			
Tuition	16,882	16,882	17,726
Required fees	6,225	6,485	6,578
Tuition + fees total	23,107	23,367	24,304

i <u>Books and supplies</u>	1,300	1,300	1,300
<u>On-campus:</u>			
<u>Room and board</u>	12,417	13,072	13,452
<u>Other expenses</u>	3,812	2,250	2,250
Room and board and other expenses	16,229	15,322	15,702
<u>Off-campus (not with family):</u>			
<u>Room and board</u>	12,417	13,072	13,452
<u>Other expenses</u>	3,812	2,250	2,250
Room and board and other expenses	16,229	15,322	15,702
i <u>Off-campus (with family):</u>			
<u>Other expenses</u>	4,953	2,250	2,250

Institution: Western Connecticut State University (130776)

User ID: P1307761

Section 1: Part D

Part D - Enter Information about Group 3

Reporting Reminders:

- Group 3 students are all full-time, first-time degree/certificate-seeking undergraduate students enrolled in Fall 2019 who paid the in-state or in-district tuition rate and who were awarded grant or scholarship aid from the following sources: the federal government, state/local government, or the institution. The information you report in this part will be used in Part F to calculate average institutional net price.
- For this part, report:

For These Students	The Following Type(s) of Aid	Awarded in This Period
<ul style="list-style-type: none"> Full-time, first-time degree/certificate-seeking undergraduate students enrolled in Fall 2019 who paid the in-state or in-district tuition rate and who were awarded grant or scholarship aid from the following sources: the federal government, state/local government, or the institution Do not include students who were awarded only grant or scholarship aid from private or other sources, or students who were awarded only non-grant aid 	<ul style="list-style-type: none"> Grant or scholarship aid from: <ul style="list-style-type: none"> federal government state/local government the institution Do not include grant or scholarship aid from private or other sources 	<ul style="list-style-type: none"> Any time during academic year 2019-20

- In the fields below, report the number of Group 3 students with each type of living arrangement and the total amount of grant or scholarship aid from the federal government, state/local government, or the institution awarded to these students.

Information from Part A:	YOUR PRIOR YEAR DATA 2017-2018	YOUR PRIOR YEAR DATA 2018-2019	2019-2020
Group 3 Full-time, first-time degree/certificate-seeking undergraduate students who paid the in-state or in-district tuition rate and who were awarded grant or scholarship aid from the following sources: the federal government, state/local government, or the institution (This number is carried forward from Part A, Line 03)	<div>492</div>	<div> <input checked="" type="checkbox"/> <div>658</div> </div>	595

01	Report the number of Group 3 students with the following living arrangements:	YOUR PRIOR YEAR DATA	YOUR PRIOR YEAR DATA	
		2017-18	2018-19	2019-20
01a	<u>On-campus</u>	<input type="text" value="337"/>	<input type="text" value="378"/>	<input type="text" value="318"/>
01b	<u>Off-campus (with family).</u>	<input type="text" value="118"/>	<input checked="" type="radio"/> <input type="text" value="234"/>	<input type="text" value="233"/>
01c	<u>Off-campus (not with family).</u>	<input type="text" value="29"/>	<input type="text" value="33"/>	<input type="text" value="37"/>
01d	Unknown (calculated) This value is calculated using the following formula: [A03-(D01a+D01b+D01c)]	<input type="text" value="8"/>	<input type="text" value="13"/>	<input type="text" value="7"/>
02	Report the total amount of grant or scholarship aid from the federal government, state/local government, or the institution awarded to Group 3 students	<input type="text" value="3,035,149"/>	<input type="text" value="3,045,716"/>	<input type="text" value="3,351,760"/>
03	Average grant or scholarship aid from the federal government, state/local government, or the institution awarded to Group 3 students (calculated value). This value is calculated using the following formula: [D02/A03]	<input type="text" value="6,169"/>	<input type="text" value="4,629"/>	<input type="text" value="5,633"/>



The notes below provide context for the data you've reported above and **may** be posted on the College Navigator website.

Choose one option that best explains your data or choose "Non-applicable" if you do not wish to provide context notes. If none of the options provided explain your institution's data, then choose "Other" and write your own context notes. Therefore, you should write all context notes using proper grammar (e.g., complete sentences with punctuation) and common language that can be easily understood by students and parents (e.g., spell out acronyms).

Non-applicable



--

Institution: Western Connecticut State University (130776)

User ID: P1307761

Section 1: Part E

Part E – Enter Information about Group 4

Reporting Reminders:

- Part E includes financial aid information about Group 4. undergraduate students enrolled in Fall 2019 who paid the in-state or in-district tuition rate and who were awarded any Title IV federal student aid, including federal grants or federal student loans. The information you report in this part will be used in Part G to calculate average institutional net price by income level.
- For this part, report:

For These Students	The Following Type(s) of Aid	Awarded in This Period
<ul style="list-style-type: none"> Full-time, first-time degree/certificate-seeking undergraduate students enrolled in Fall 2019 who paid the in-state or in-district tuition rate and who were awarded any Title IV federal student aid 	<ul style="list-style-type: none"> Grant or scholarship aid from: <ul style="list-style-type: none"> federal government state/local government the institution Do not include: <ul style="list-style-type: none"> grant or scholarship aid from private or other sources loan amounts Federal Work Study amounts 	<ul style="list-style-type: none"> Any time during academic year 2019-20

- In the fields below, report the number of Group 4 students with each type of living arrangement and the total amount of grant or scholarship aid from the federal government, state/local government, or the institution awarded to these students by income level.

Information from Part A:		2017-18	2018-19	2019-20
Group 4 Full-time, first-time degree/certificate-seeking undergraduate students who paid the in-state or in-district tuition rate and who were awarded any Title IV federal student aid (This number is carried forward from Part A, Line 04)		492	616	678
01	Report the number of Group 4 students with the following living arrangements:	YOUR PRIOR YEAR DATA	YOUR PRIOR YEAR DATA	
		2017-18	2018-19	2019-20
01a	On-campus	337	365	358

01b	<u>Off-campus (with family).</u>	<input type="text" value="118"/>	<input checked="" type="radio"/>	<input type="text" value="197"/>	<input type="text" value="253"/>
01c	<u>Off-campus (not with family).</u>	<input type="text" value="29"/>		<input type="text" value="33"/>	<input type="text" value="39"/>
01d	Unknown (calculated) This value is calculated using the formula: [A04-(E01a+E01b+E01c)]	8		21	28

			Number of students who were awarded any Title IV aid (Group 4)	Of those in Column 1, the number who were awarded any grant or scholarship aid from the following sources: the federal government, state/local government, or the institution	Of those in Column 1, the total amount of grant or scholarship aid awarded from the following sources: the federal government, state/local government, or the institution	i Average amount of federal, state/local, and institutional grant or scholarship aid awarded to Group 4 students
2017-18						
			Col. 1	Col. 2	Col. 3	Col. 4
02	Income level					
	02a	\$0-30,000	<input type="text" value="256"/>	<input type="text" value="256"/>	<input type="text" value="1,730,032"/>	<input checked="" type="radio"/> 6,758
	02b	\$30,001-48,000	<input type="text" value="56"/>	<input type="text" value="56"/>	<input type="text" value="394,922"/>	7,052
	02c	\$48,001-75,000	<input type="text" value="66"/>	<input type="text" value="66"/>	<input type="text" value="416,165"/>	6,306
	02d	\$75,001-110,000	<input type="text" value="73"/>	<input type="text" value="73"/>	<input type="text" value="295,794"/>	4,052
	02e	\$110,001 and more	<input type="text" value="41"/>	<input type="text" value="41"/>	<input type="text" value="151,618"/>	3,698
	02f	Total all income levels	492	492	2,988,531	6,074

2018-19						
			Col. 1	Col. 2	Col. 3	Col. 4
03	Income level					

	03a	\$0-30,000	<input type="text" value="301"/>	<input type="text" value="268"/>	<input type="text" value="1,722,389"/>	<input checked="" type="radio"/> 5,722
	03b	\$30,001-48,000	<input type="text" value="76"/>	<input type="text" value="76"/>	<input type="text" value="518,792"/>	6,826
	03c	\$48,001-75,000	<input type="text" value="68"/>	<input type="text" value="68"/>	<input type="text" value="353,165"/>	5,194
	03d	\$75,001-110,000	<input type="text" value="61"/>	<input type="text" value="60"/>	<input type="text" value="248,192"/>	4,069
	03e	\$110,001 and more	<input type="text" value="110"/>	<input type="text" value="67"/>	<input type="text" value="199,365"/>	1,812
	03f	Total all income levels	<input checked="" type="radio"/> 616	539	3,041,903	4,938

2019-20						
		Col. 1	Col. 2	Col. 3	Col. 4	
04	i Income level					
	04a	\$0-30,000	<input type="text" value="313"/>	<input type="text" value="270"/>	<input type="text" value="1,800,277"/>	<input checked="" type="radio"/> 5,752
	04b	\$30,001-48,000	<input type="text" value="73"/>	<input type="text" value="72"/>	<input type="text" value="528,220"/>	7,236
	04c	\$48,001-75,000	<input type="text" value="72"/>	<input type="text" value="72"/>	<input type="text" value="484,871"/>	6,734
	04d	\$75,001-110,000	<input type="text" value="91"/>	<input type="text" value="78"/>	<input type="text" value="341,921"/>	3,757
	04e	\$110,001 and more	<input type="text" value="129"/>	<input type="text" value="73"/>	<input type="text" value="196,471"/>	1,523
	04f	Total all income levels	678	565	3,351,760	4,944



The notes below provide context for the data you've reported above and **may** be posted on the College Navigator website.

Choose one option that best explains your data or choose "Non-applicable" if you do not wish to provide context notes. If none of the options provided explain your institution's data, then choose "Other" and write your own context notes. Therefore, you should write all context notes using proper grammar (e.g., complete sentences with punctuation) and common language that can be easily understood by students and parents (e.g., spell out acronyms).

Non-applicable



Institution: Western Connecticut State University (130776)

User ID: P1307761

Section 1: Part F

Part F – Net Price Calculation for Group 3

Note:

- The following net price calculation is based on information that your institution reported in the Institutional Characteristics component and the Student Financial Aid component. For more information about the data your institution reported in the Institutional Characteristics component, please contact your institution's IPEDS Keyholder.

Components of cost of attendance			YOUR PRIOR YEAR DATA	YOUR PRIOR YEAR DATA	2019-20
			2017-18	2018-19	
01	Published <u>tuition</u> and <u>required fees</u> (lower of in-district or in-state)		10,418	10,859	11,344
02	<u>Books and supplies</u>		1,300	1,300	1,300
03	<u>Room and board</u> and <u>other expenses</u> by living arrangement				
	03a	<u>On-campus</u>	16,229	15,322	15,702
	03b	<u>Off-campus (with family)</u>	4,953	2,250	2,250
	03c	<u>Off-campus (not with family)</u>	16,229	15,322	15,702
04	Number of Group 3 students by living arrangement				
	04a	<u>On-campus</u>	337	378	318
	04b	<u>Off-campus (with family)</u>	118	234	233
	04c	<u>Off-campus (not with family)</u>	29	33	37
	04d	Unknown	8	13	7
05	Weighted average for room and board and other expenses by living arrangement (excluding unknown values) See instructions for the formula for this calculation		13,480	10,580	10,372
06	Total cost of attendance This value is calculated using the following formula: [F01+F02+F05]		25,198	22,739	23,016

07	Average amount of grant or scholarship aid awarded to Group 3 students from the following sources: the federal government, state/local government, and the institution	6,169	4,629	5,633
08	Average institutional <u>net price</u> for Group 3 students This value is calculated using the following formula: [F06-F07]	19,029	18,110	17,383
As required by the <i>Higher Education Act, as amended (2008)</i> , these amounts will be posted on the U.S. Department of Education's College Navigator website and used in the U.S. Department of Education's College Affordability and Transparency Lists.				



The notes below provide context for the data you've reported above and **may** be posted on the College Navigator website.

Choose one option that best explains your data or choose "Non-applicable" if you do not wish to provide context notes. If none of the options provided explain your institution's data, then choose "Other" and write your own context notes. Therefore, you should write all context notes using proper grammar (e.g., complete sentences with punctuation) and common language that can be easily understood by students and parents (e.g., spell out acronyms).

Non-applicable



Institution: Western Connecticut State University (130776)

User ID: P1307761

Section 1: Part G

Part G – Net Price Calculation for Group 4

Note:

- The following net price calculation is based on information that your institution reported in the Institutional Characteristics component and the Student Financial Aid component. For more information about the data your institution reported in the Institutional Characteristics component, please contact your institution's IPEDS Keyholder.

Components of cost of attendance			YOUR PRIOR YEAR DATA	YOUR PRIOR YEAR DATA	2019-20
			2017-18	2018-19	
01	Published <u>tuition</u> and <u>required fees</u> (lower of in-district or in-state)		10,418	10,859	11,344
02	<u>Books and supplies</u>		1,300	1,300	1,300
03	<u>Room and board</u> and <u>other expenses</u> by living arrangement				
	03a	<u>On-campus</u>	16,229	15,322	15,702
	03b	<u>Off-campus (with family)</u>	4,953	2,250	2,250
	03c	<u>Off-campus (not with family)</u>	16,229	15,322	15,702
04	Number of Group 4 students by living arrangement				
	04a	<u>On-campus</u>	337	365	358
	04b	<u>Off-campus (with family)</u>	118	197	253
	04c	<u>Off-campus (not with family)</u>	29	33	39
	04d	Unknown	8	21	28
05	Weighted average for room and board and other expenses by living arrangement (excluding unknown values) See instructions for the formula for this calculation		13,480	10,994	10,466
06	Total cost of attendance by income level This value is calculated using the following formula: [G01+G02+G05]		25,198	23,153	23,110

07	Average amount of grant or scholarship aid awarded to Group 4 students from the following sources: the federal government, state/local government, and the institution		6,074	4,938	4,944
	07a	\$0-30,000	6,758	5,722	5,752
	07b	\$30,001-48,000	7,052	6,826	7,236
	07c	\$48,001-75,000	6,306	5,194	6,734
	07d	\$75,001-110,000	4,052	4,069	3,757
	07e	\$110,001 and more	3,698	1,812	1,523
08	Average institutional <u>net price</u> for Group 4 students This value is calculated using the following formula: [G06-G07]				
	08a	\$0-30,000	18,440	17,431	17,358
	08b	\$30,001-48,000	18,146	16,327	15,874
	08c	\$48,001-75,000	18,892	17,959	16,376
	08d	\$75,001-110,000	21,146	19,084	19,353
	08e	\$110,001 and more	21,500	21,341	21,587
As required by the <i>Higher Education Act, as amended (2008)</i> , these amounts will be posted on the U.S. Department of Education's College Navigator website.					



The notes below provide context for the data you've reported above and **may** be posted on the College Navigator website.

Choose one option that best explains your data or choose "Non-applicable" if you do not wish to provide context notes. If none of the options provided explain your institution's data, then choose "Other" and write your own context notes. Therefore, you should write all context notes using proper grammar (e.g., complete sentences with punctuation) and common language that can be easily understood by students and parents (e.g., spell out acronyms).

Non-applicable



Institution: Western Connecticut State University (130776)

User ID: P1307761

Section 2: Military Servicemembers and Veteran's Benefits - Undergraduate and Graduate

Section 2: Military Servicemembers and Veteran's Benefits

Important Note:

- Report for **Post-9/11 GI Bill Benefits**: July 1, 2019 - June 30, 2020.
- Report for **Department of Defense Tuition Assistance Program**: October 1, 2019 - September 30, 2020

Reporting Reminders:

- Report the total number of student recipients and the total dollar amounts for each program.
- Student recipients can also include eligible dependents.
- Consult with your campus certifying official, who may not be in the student financial aid office.
- For Post-9/11 GI Bill Benefits, do not include the matching institutional aid provided through the Yellow Ribbon Program if your school participated.
- Information reported to IPEDS is only what is known to the institution.
- Enter zero (0) if your institution did not have beneficiaries for that student level or program. Please do not leave a cell blank.

Type of benefit/assistance	Number of students receiving benefits/assistance	Total dollar amount of benefits/assistance disbursed through the institution	Average dollar amount of benefits/assistance disbursed through the institution	YOUR PRIOR YEAR DATA
				Average dollar amount of benefits/assistance disbursed through the institution
<u>Post-9/11 GI Bill Benefits</u>				
Undergraduate students	81	679,235	8,386	5,583
Graduate students	6	40,841	6,807	8,387
Total	87	720,076	8,277	5,987

<u>Department of Defense Tuition Assistance Program</u>				
Undergraduate students	0	0		
Graduate students	0	0		
Total	0	0		

Institution: Western Connecticut State University (130776)

User ID: P1307761

Prepared by

Prepared by

Reporting Reminders:

- The name of the preparer is being collected so that we can follow up with the appropriate person in the event that there are questions concerning the data.
- The Keyholder will be copied on all email correspondence to other preparers.
- The time it took to prepare this component is being collected so that we can continue to improve our estimate of the reporting burden associated with IPEDS.
- Please include in your estimate the time it took for you to review instructions, query and search data sources, complete and review the component, and submit the data through the Data Collection System.
- Thank you for your assistance.

This survey component was prepared by:



Keyholder



SFA Contact



HR Contact



Finance Contact



Academic Library Contact



Other

Name:

Jerry Wilcox

Email:

WilcoxJ@wcsu.edu

How many staff from your institution only were involved in the data collection and reporting process of this survey component?

1.00

Number of Staff (including yourself)

How many hours did you and others from your institution only spend on each of the steps below when responding to this survey component?

Exclude the hours spent collecting data for state and other reporting purposes.

Staff member	Collecting Data Needed		Revising Data to Match IPEDS Requirements		Entering Data		Revising and Locking Data	
Your office	<input type="text" value="1.50"/>	hours	<input type="text" value="1.50"/>	hours	<input type="text" value="75.00"/>	hours	<input type="text" value="0.50"/>	hours
Other offices	<input type="text"/>	hours	<input type="text"/>	hours	<input type="text"/>	hours	<input type="text"/>	hours

Institution: Western Connecticut State University (130776)

User ID: P1307761

Summary

IPEDS Student Financial Aid (SFA) Survey Summary

IPEDS collects important information regarding your institution. All data reported in IPEDS survey components become available in the IPEDS Data Center and appear as aggregated data in various Department of Education reports. Additionally, some of the reported data appears specifically for your institution through the College Navigator website and is included in your institution's Data Feedback Report (DFR). The purpose of this summary is to provide you an opportunity to view some of the data that, when accepted through the IPEDS quality control process, will appear on the College Navigator website and/or your DFR. College Navigator is updated approximately three months after the data collection period closes and Data Feedback Reports will be available through the [Data Center](#) and sent to your institution's CEO in November 2020.

Please review your data for accuracy. If you have questions about the data displayed below after reviewing the data reported on the survey screens, please contact the IPEDS Help Desk at: 1-877-225-2568 or ipedshelp@rti.org.

Total grant aid awarded to all undergraduate students		\$16,560,149
Number of undergraduate students who were awarded a Pell Grant		1,690
Percentage of FTFT students who were awarded any financial aid		83%
	Percentage of FTFT students who were awarded grant aid by type	Average amount of grant aid awarded by type
Total	73%	\$5,653
Federal Government	40%	\$4,852
Pell	40%	\$4,568
Other Federal	5%	\$2,156
State/Local Government	57%	\$3,217
Institutional	10%	\$3,730
	Percentage of FTFT students who were awarded and accepted loans by type	Average amount of loans awarded and accepted by type
Total	63%	\$6,777
Federal	62%	\$5,381

Non-federal	8%	\$11,358
Average net price for FTFT students who were awarded grant aid		\$17,383
Average net price for FTFT students who were awarded Title IV federal student aid		
\$0 – 30,000		\$17,358
\$30,001 – 48,000		\$15,874
\$48,001 – 75,000		\$16,376
\$75,001 – 110,000		\$19,353
\$110,001 and more		\$21,587

Military Service members and Veteran's Benefits

		Number of students receiving benefits/assistance	Total dollar amount of benefits/assistance awarded through the institution
Post-9/11 GI Bill Benefits			
	Undergraduate students	81	\$679,235
	Graduate students	6	\$40,841
	Total	87	\$720,076
Department of Defense Tuition Assistance Program			
	Undergraduate students	0	N/A
	Graduate students	0	N/A
	Total	0	N/A

Institution: Western Connecticut State University (130776)

User ID: P1307761

Edit Report

Student Financial Aid

Source	Description	Severity	Resolved	Options
Screen: Part C, Page 2 - Enter Information about Group 2				
Screen Entry	The average amount of this type of aid awarded to Group 2 students is outside the expected range of between 1,334 and 2,000 when compared with the prior year value. Please check the number of students and the total amount of aid awarded to these students, and correct or explain the discrepant values. (Error #7147)	Explanation	Yes	
Reason	There was an actual increase in SEOG grants.			
Screen: Part D - Enter Information about Group 3				
Screen Entry	The number entered is outside the expected range of between 345 and 639 when compared with the prior year value. Please correct your data or explain. (Error #7169)	Explanation	Yes	
Reason	More students from New York state were allowed to enroll for in-state tuition.			
Screen Entry	The number entered is outside the expected range of between 83 and 153 when compared with the prior year value. Please correct your data or explain. (Error #7169) This edit and explanation were retained from the prior year (for reference) and do not need to be re-explained in the current year edit report.	Explanation	Yes	
Reason	The size of Group 3 increased since last year and more students chose to live off campus with family members.			
Screen: Part E - Enter Information about Group 4				

Screen Entry	The calculated average amount of grant or scholarship aid awarded to Group 4 students from the federal government, state/local government, or the institution for this income level is smaller than expected in comparison with the other income levels. Please check the values reported for the number of these students who were awarded any Title IV aid (Col. 1) and the total amount of grant or scholarship aid awarded to them (Col. 3) and correct your data or explain the discrepancy. (Error #7317)	Explanation	Yes	
Reason	There was an actual decrease in state aid to this group of students.			
Screen Entry	The number entered is outside the expected range of between 83 and 153 when compared with the prior year value. Please correct your data or explain. (Error #7169) This edit and explanation were retained from the prior year (for reference) and do not need to be re-explained in the current year edit report.	Explanation	Yes	
Reason	There was an actual increase in students living off campus.			
Screen Entry	The calculated average amount of grant or scholarship aid awarded to Group 4 students from the federal government, state/local government, or the institution for this income level is smaller than expected in comparison with the other income levels. Please check the values reported for the number of these students who were awarded any Title IV aid (Col. 1) and the total amount of grant or scholarship aid awarded to them (Col. 3) and correct your data or explain the discrepancy. (Error #7317) This edit and explanation were retained from the prior year (for reference) and do not need to be re-explained in the current year edit report.	Explanation	Yes	
Reason	There was a decrease in average award to students in this category since the prior year, as we attempted to support more students.			
Screen Entry	The total number of Group 4 students who were awarded any Title IV aid across all income levels is outside the expected range of between 369 and 615 based on the prior year value. Please correct your data or explain. (Error #7333) This edit and explanation were retained from the prior year (for reference) and do not need to be re-explained in the current year edit report.	Explanation	Yes	
Reason	There was an actual increase in the number of students who received aid compared to prior years.			

Screen Entry	<p>The calculated average amount of grant or scholarship aid awarded to Group 4 students from the federal government, state/local government, or the institution for this income level is smaller than expected in comparison with the other income levels. Please check the values reported for the number of these students who were awarded any Title IV aid (Col. 1) and the total amount of grant or scholarship aid awarded to them (Col. 3) and correct your data or explain the discrepancy. (Error #7317)</p> <p>This edit and explanation were retained from the prior year (for reference) and do not need to be re-explained in the current year edit report.</p>	Explanation	Yes	
Reason	There was a decrease in average award to students in this category since the prior year, as we attempted to support more students.			