



**Single Assessment Institution-Level Pass Rate Data: Traditional Teacher Preparation Program Within IHE**

		<b>HEOA - Title II 2011 - 2012 Academic Year</b>								
Institution Name		WESTERN CONNECTICUT STATE UNIV								
Institution Code		3350								
State		Connecticut								
							Statewide			
Assessment Information <sup>1</sup>	Group	Number Taking Assessment	Number Passing Assessment	Institutional Pass Rate	Institutional Average Scaled Score	Assessment Cut Score <sup>2</sup>	Number Taking Assessment	Number Passing Assessment	Statewide Pass Rate	Statewide Average Scaled Score
<b>ART CONTENT AND ANALYSIS (0135)</b>  Test Company: ETS Score Range: 100-200	All enrolled students who have completed all nonclinical courses, 2011-12									
	Other enrolled students, 2011-12						25	9	36%	164
	All program completers, 2011-12						21	18	86%	173
	All program completers, 2010-11									
	All program completers, 2009-10									
<b>ART CONTENT KNOWLEDGE (0133)</b>  Test Company: ETS Score Range: 100-200	All enrolled students who have completed all nonclinical courses, 2011-12									
	Other enrolled students, 2011-12						11	11	100%	176
	All program completers, 2011-12						14	14	100%	177
	All program completers, 2010-11						26	26	100%	174
	All program completers, 2009-10						39	39	100%	173
<b>ART CONTENT TRAD CRITIC AESTHETICS (0132)</b>  Test Company: ETS Score Range: 100-200	All enrolled students who have completed all nonclinical courses, 2011-12									
	Other enrolled students, 2011-12						11	11	100%	153
	All program completers, 2011-12						14	14	100%	152
	All program completers, 2010-11						26	26	100%	150
	All program completers, 2009-10						39	39	100%	148
<b>ART MAKING (0131)</b>  Test Company: ETS Score Range: 100-200	All enrolled students who have completed all nonclinical courses, 2011-12									
	Other enrolled students, 2011-12						11	11	100%	162
	All program completers, 2011-12						14	14	100%	162
	All program completers, 2010-11						26	26	100%	164
	All program completers, 2009-10						39	39	100%	164

March 30, 2013


**Single Assessment Institution-Level Pass Rate Data: Traditional Teacher Preparation Program Within IHE**

	<b>HEOA - Title II 2011 - 2012 Academic Year</b>
	<b>Institution Name</b> WESTERN CONNECTICUT STATE UNIV
	<b>Institution Code</b> 3350
	<b>State</b> Connecticut

March 30, 2013

Assessment Information <sup>1</sup>	Group	Number Taking Assessment	Number Passing Assessment	Institutional Pass Rate	Institutional Average Scaled Score	Assessment Cut Score <sup>2</sup>	Statewide			
							Number Taking Assessment	Number Passing Assessment	Statewide Pass Rate	Statewide Average Scaled Score
<b>BIOLOGY CONTENT KNOWLEDGE (0235)</b>  Test Company: ETS Score Range: 100-200	All enrolled students who have completed all nonclinical courses, 2011-12	2				152	30	28	93%	170
	Other enrolled students, 2011-12						36	30	83%	164
	All program completers, 2011-12	5				152	64	62	97%	167
	All program completers, 2010-11	1				152	55	54	98%	167
	All program completers, 2009-10	4				152	56	56	100%	166
<b>BUSINESS ED CONTENT KNOWLEDGE (0101)</b>  Test Company: ETS Score Range: 100-200	All enrolled students who have completed all nonclinical courses, 2011-12						9			
	Other enrolled students, 2011-12						8			
	All program completers, 2011-12						17	17	100%	175
	All program completers, 2010-11						7			
	All program completers, 2009-10									
<b>BUSINESS ED (0100)</b>  Test Company: ETS Score Range: 250-990	All enrolled students who have completed all nonclinical courses, 2011-12						1			
	Other enrolled students, 2011-12						2			
	All program completers, 2011-12						14	14	100%	673
	All program completers, 2010-11						9			
	All program completers, 2009-10						19	19	100%	668
<b>CHEMISTRY CONTENT ESSAYS (0242)</b>  Test Company: ETS Score Range: 100-200	All enrolled students who have completed all nonclinical courses, 2011-12						5			
	Other enrolled students, 2011-12						5			
	All program completers, 2011-12						10	10	100%	155
	All program completers, 2010-11						11	11	100%	160
	All program completers, 2009-10						5			


Single Assessment Institution-Level Pass Rate Data: *Traditional Teacher Preparation Program Within IHE*

	<b>HEOA - Title II 2011 - 2012 Academic Year</b>	
	<b>Institution Name</b>	WESTERN CONNECTICUT STATE UNIV
	<b>Institution Code</b>	3350
	<b>State</b>	Connecticut


March 30, 2013

Assessment Information <sup>1</sup>	Group	Number Taking Assessment	Number Passing Assessment	Institutional Pass Rate	Institutional Average Scaled Score	Assessment Cut Score <sup>2</sup>	Statewide			
							Number Taking Assessment	Number Passing Assessment	Statewide Pass Rate	Statewide Average Scaled Score
<b>CHEMISTRY CONTENT KNOWLEDGE II (0245)</b>  Test Company: ETS Score Range: 100-200	All enrolled students who have completed all nonclinical courses, 2011-12						6			
	Other enrolled students, 2011-12						6			
	All program completers, 2011-12						11	11	100%	169
	All program completers, 2010-11						11	11	100%	171
	All program completers, 2009-10						5			
<b>EARLY CHILDHOOD CONTENT KNOWLEDGE (0022)</b>  Test Company: ETS Score Range: 100-200	All enrolled students who have completed all nonclinical courses, 2011-12						2			
	Other enrolled students, 2011-12						34	34	100%	178
	All program completers, 2011-12						57	57	100%	179
	All program completers, 2010-11						58	58	100%	179
	All program completers, 2009-10						64	64	100%	177
<b>EARTH AND SPACE SCIENCES - CK (0571)</b>  Test Company: ETS Score Range: 100-200	All enrolled students who have completed all nonclinical courses, 2011-12									
	Other enrolled students, 2011-12						3			
	All program completers, 2011-12									
	All program completers, 2010-11	1				157	6			
	All program completers, 2009-10	1				157	8			
<b>ED OF EXCEPTIONAL STUDENTS CORE CK (0353)</b>  Test Company: ETS Score Range: 100-200	All enrolled students who have completed all nonclinical courses, 2011-12									
	Other enrolled students, 2011-12						33	32	97%	177
	All program completers, 2011-12						24	24	100%	176
	All program completers, 2010-11						80	80	100%	177
	All program completers, 2009-10						133	132	99%	176

Single Assessment Institution-Level Pass Rate Data: *Traditional Teacher Preparation Program Within IHE*

		<b>HEOA - Title II 2011 - 2012 Academic Year</b>								
Institution Name		WESTERN CONNECTICUT STATE UNIV								
Institution Code		3350								
State		Connecticut								
							March 30, 2013			
							Statewide			
Assessment Information <sup>1</sup>	Group	Number Taking Assessment	Number Passing Assessment	Institutional Pass Rate	Institutional Average Scaled Score	Assessment Cut Score <sup>2</sup>	Number Taking Assessment	Number Passing Assessment	Statewide Pass Rate	Statewide Average Scaled Score
<b>EDUCATION OF YOUNG CHILDREN (0021)</b>  Test Company: ETS Score Range: 100-200	All enrolled students who have completed all nonclinical courses, 2011-12						2			
	Other enrolled students, 2011-12						33	33	100%	185
	All program completers, 2011-12						57	57	100%	186
	All program completers, 2010-11						58	58	100%	185
	All program completers, 2009-10						64	64	100%	185
<b>ELEM ED CONTENT AREA EXERCISES (0012)</b>  Test Company: ETS Score Range: 100-200	All enrolled students who have completed all nonclinical courses, 2011-12	44	43	98%	158	148	113	108	96%	158
	Other enrolled students, 2011-12						176	157	89%	158
	All program completers, 2011-12	18	17	94%	158	148	732	724	99%	160
	All program completers, 2010-11	23	23	100%	157	148	669	666	100%	160
	All program completers, 2009-10	20	20	100%	157	148	685	684	100%	160
<b>ELEM ED CURR INSTRUC ASSESSMENT (0011)</b>  Test Company: ETS Score Range: 100-200	All enrolled students who have completed all nonclinical courses, 2011-12	44	43	98%	181	163	112	103	92%	179
	Other enrolled students, 2011-12						184	167	91%	176
	All program completers, 2011-12	18	17	94%	177	163	737	731	99%	181
	All program completers, 2010-11	23	23	100%	179	163	672	663	99%	181
	All program completers, 2009-10	20	20	100%	179	163	685	683	100%	180
<b>ENG LANG LIT COMP CONTENT &amp; ANALYSIS (0044)</b>  Test Company: ETS Score Range: 100-200	All enrolled students who have completed all nonclinical courses, 2011-12	6				172	65	43	66%	175
	Other enrolled students, 2011-12						74	48	65%	176
	All program completers, 2011-12						74	69	93%	180
	All program completers, 2010-11						11	4	36%	167
	All program completers, 2009-10						5			


**Single Assessment Institution-Level Pass Rate Data: Traditional Teacher Preparation Program Within IHE**

	<b>HEOA - Title II 2011 - 2012 Academic Year</b>
	<b>Institution Name</b> WESTERN CONNECTICUT STATE UNIV
	<b>Institution Code</b> 3350
	<b>State</b> Connecticut


March 30, 2013

Assessment Information <sup>1</sup>	Group	Number Taking Assessment	Number Passing Assessment	Institutional Pass Rate	Institutional Average Scaled Score	Assessment Cut Score <sup>2</sup>	Statewide			
							Number Taking Assessment	Number Passing Assessment	Statewide Pass Rate	Statewide Average Scaled Score
<b>ENG LANG LIT COMP CONTENT KNOWLEDGE (0041)</b>  Test Company: ETS Score Range: 100-200	All enrolled students who have completed all nonclinical courses, 2011-12	2				172	22	20	91%	182
	Other enrolled students, 2011-12						34	25	74%	179
	All program completers, 2011-12	4				172	97	94	97%	183
	All program completers, 2010-11	1				172	175	171	98%	184
	All program completers, 2009-10	3				172	172	169	98%	182
<b>ENG LANG LIT COMP ESSAYS (0042)</b>  Test Company: ETS Score Range: 100-200	All enrolled students who have completed all nonclinical courses, 2011-12	2				160	22	20	91%	164
	Other enrolled students, 2011-12						31	24	77%	162
	All program completers, 2011-12	3				160	97	93	96%	165
	All program completers, 2010-11	1				160	174	172	99%	165
	All program completers, 2009-10	3				160	173	171	99%	165
<b>FAMILY AND CONSUMER SCIENCES II (0121)</b>  Test Company: ETS Score Range: 100-200	All enrolled students who have completed all nonclinical courses, 2011-12									
	Other enrolled students, 2011-12						2			
	All program completers, 2011-12						1			
	All program completers, 2010-11						5			
	All program completers, 2009-10						7			
<b>FAMILY AND CONSUMER SCIENCES (0120)</b>  Test Company: ETS Score Range: 250-990	All enrolled students who have completed all nonclinical courses, 2011-12									
	Other enrolled students, 2011-12									
	All program completers, 2011-12						1			
	All program completers, 2010-11									
	All program completers, 2009-10						1			

**Single Assessment Institution-Level Pass Rate Data: Traditional Teacher Preparation Program Within IHE**

		<b>HEOA - Title II 2011 - 2012 Academic Year</b>								
<b>Institution Name</b>		WESTERN CONNECTICUT STATE UNIV								
<b>Institution Code</b>		3350								
<b>State</b>		Connecticut								
							March 30, 2013			
Assessment Information <sup>1</sup>	Group	Number Taking Assessment	Number Passing Assessment	Institutional Pass Rate	Institutional Average Scaled Score	Assessment Cut Score <sup>2</sup>	Statewide			
							Number Taking Assessment	Number Passing Assessment	Statewide Pass Rate	Statewide Average Scaled Score
<b>GENERAL SCI CONTENT KNOWLEDGE (0435)</b>  Test Company: ETS Score Range: 100-200	All enrolled students who have completed all nonclinical courses, 2011-12						10	9	90%	164
	Other enrolled students, 2011-12						9			
	All program completers, 2011-12						10	10	100%	165
	All program completers, 2010-11						17	17	100%	172
	All program completers, 2009-10						14	14	100%	167
<b>GENERAL SCIENCE CONTENT ESSAYS (0433)</b>  Test Company: ETS Score Range: 100-200	All enrolled students who have completed all nonclinical courses, 2011-12						10	7	70%	150
	Other enrolled students, 2011-12						8			
	All program completers, 2011-12						10	10	100%	151
	All program completers, 2010-11						18	18	100%	158
	All program completers, 2009-10						14	14	100%	155
<b>HEALTH EDUCATION (0550)</b>  Test Company: ETS Score Range: 250-990	All enrolled students who have completed all nonclinical courses, 2011-12	4				680	4			
	Other enrolled students, 2011-12						5			
	All program completers, 2011-12	1				680	6			
	All program completers, 2010-11	1				680	1			
	All program completers, 2009-10	3				680	4			
<b>MATHEMATICS CONTENT KNOWLEDGE (0061)</b>  Test Company: ETS Score Range: 100-200	All enrolled students who have completed all nonclinical courses, 2011-12	13	12	92%	150	137	58	53	91%	156
	Other enrolled students, 2011-12						84	70	83%	151
	All program completers, 2011-12	4				137	90	85	94%	153
	All program completers, 2010-11	3				137	78	78	100%	156
	All program completers, 2009-10	4				137	86	85	99%	153

**Single Assessment Institution-Level Pass Rate Data: Traditional Teacher Preparation Program Within IHE**


	<b>HEOA - Title II 2011 - 2012 Academic Year</b>
	<b>Institution Name</b>
	<b>Institution Code</b>
	<b>State</b>

WESTERN CONNECTICUT STATE UNIV  
3350  
Connecticut


March 30, 2013

Assessment Information <sup>1</sup>	Group	Number Taking Assessment	Number Passing Assessment	Institutional Pass Rate	Institutional Average Scaled Score	Assessment Cut Score <sup>2</sup>	Statewide			
							Number Taking Assessment	Number Passing Assessment	Statewide Pass Rate	Statewide Average Scaled Score
<b>MIDDLE SCHOOL ENGLISH LANGUAGE ARTS (0049)</b>  Test Company: ETS Score Range: 100-200	All enrolled students who have completed all nonclinical courses, 2011-12						1			
	Other enrolled students, 2011-12						1			
	All program completers, 2011-12						4			
	All program completers, 2010-11						1			
	All program completers, 2009-10						4			
<b>MIDDLE SCHOOL MATHEMATICS (0069)</b>  Test Company: ETS Score Range: 100-200	All enrolled students who have completed all nonclinical courses, 2011-12									
	Other enrolled students, 2011-12						1			
	All program completers, 2011-12						3			
	All program completers, 2010-11						6			
	All program completers, 2009-10						6			
<b>MIDDLE SCHOOL SCIENCE (0439)</b>  Test Company: ETS Score Range: 100-200	All enrolled students who have completed all nonclinical courses, 2011-12									
	Other enrolled students, 2011-12									
	All program completers, 2011-12									
	All program completers, 2010-11									
	All program completers, 2009-10						2			
<b>MIDDLE SCHOOL SOCIAL STUDIES (0089)</b>  Test Company: ETS Score Range: 100-200	All enrolled students who have completed all nonclinical courses, 2011-12									
	Other enrolled students, 2011-12									
	All program completers, 2011-12						1			
	All program completers, 2010-11						2			
	All program completers, 2009-10						4			


Single Assessment Institution-Level Pass Rate Data: *Traditional Teacher Preparation Program Within IHE*

		<b>HEOA - Title II 2011 - 2012 Academic Year</b>									
Institution Name		WESTERN CONNECTICUT STATE UNIV									
Institution Code		3350									
State		Connecticut									
							March 30, 2013				
							Statewide				
Assessment Information <sup>1</sup>	Group	Number Taking Assessment	Number Passing Assessment	Institutional Pass Rate	Institutional Average Scaled Score	Assessment Cut Score <sup>2</sup>	Number Taking Assessment	Number Passing Assessment	Statewide Pass Rate	Statewide Average Scaled Score	
<b>MUSIC CONCEPTS AND PROCESSES (0111)</b>  Test Company: ETS Score Range: 100-200	All enrolled students who have completed all nonclinical courses, 2011-12	15	15	100%	162	150	29	27	93%	159	
	Other enrolled students, 2011-12	1				150	32	29	91%	160	
	All program completers, 2011-12	6				150	55	54	98%	166	
	All program completers, 2010-11	10	10	100%	168	150	44	44	100%	166	
	All program completers, 2009-10	7				150	34	34	100%	164	
<b>MUSIC CONTENT KNOWLEDGE (0113)</b>  Test Company: ETS Score Range: 100-200	All enrolled students who have completed all nonclinical courses, 2011-12	15	15	100%	170	153	29	27	93%	169	
	Other enrolled students, 2011-12	1				153	33	29	88%	169	
	All program completers, 2011-12	6				153	55	55	100%	173	
	All program completers, 2010-11	10	10	100%	170	153	44	44	100%	172	
	All program completers, 2009-10	7				153	34	34	100%	175	
<b>PHYSICAL ED ANALYSIS AND DESIGN (0092)</b>  Test Company: ETS Score Range: 100-200	All enrolled students who have completed all nonclinical courses, 2011-12										
	Other enrolled students, 2011-12						5				
	All program completers, 2011-12						30	30	100%	162	
	All program completers, 2010-11						74	74	100%	163	
	All program completers, 2009-10						92	92	100%	164	
<b>PHYSICAL ED CONTENT AND DESIGN (0095)</b>  Test Company: ETS Score Range: 100-200	All enrolled students who have completed all nonclinical courses, 2011-12										
	Other enrolled students, 2011-12						16	10	63%	177	
	All program completers, 2011-12						42	37	88%	180	
	All program completers, 2010-11						2				
	All program completers, 2009-10										

**Single Assessment Institution-Level Pass Rate Data: Traditional Teacher Preparation Program Within IHE**

		<b>HEOA - Title II 2011 - 2012 Academic Year</b>								
<b>Institution Name</b>		WESTERN CONNECTICUT STATE UNIV								
<b>Institution Code</b>		3350								
<b>State</b>		Connecticut								
							March 30, 2013			
Assessment Information <sup>1</sup>	Group	Number Taking Assessment	Number Passing Assessment	Institutional Pass Rate	Institutional Average Scaled Score	Assessment Cut Score <sup>2</sup>	Statewide			
							Number Taking Assessment	Number Passing Assessment	Statewide Pass Rate	Statewide Average Scaled Score
<b>PHYSICAL ED CONTENT KNOWLEDGE (0091)</b>  Test Company: ETS Score Range: 100-200	All enrolled students who have completed all nonclinical courses, 2011-12									
	Other enrolled students, 2011-12						5			
	All program completers, 2011-12						30	29	97%	162
	All program completers, 2010-11						73	73	100%	161
	All program completers, 2009-10						92	92	100%	163
<b>PHYSICS CONTENT ESSAYS (0262)</b>  Test Company: ETS Score Range: 100-200	All enrolled students who have completed all nonclinical courses, 2011-12						3			
	Other enrolled students, 2011-12						5			
	All program completers, 2011-12						6			
	All program completers, 2010-11						5			
	All program completers, 2009-10						1			
<b>PHYSICS CONTENT KNOWLEDGE II (0265)</b>  Test Company: ETS Score Range: 100-200	All enrolled students who have completed all nonclinical courses, 2011-12						3			
	Other enrolled students, 2011-12						6			
	All program completers, 2011-12						6			
	All program completers, 2010-11						5			
	All program completers, 2009-10						1			
<b>PRAXIS I MATHEMATICS (0730)</b>  Test Company: ETS Score Range: 150-190	All enrolled students who have completed all nonclinical courses, 2011-12	90	90	100%	178	171	349	349	100%	178
	Other enrolled students, 2011-12	2				171	1666	1630	98%	178
	All program completers, 2011-12	37	36	97%	178	171	973	972	100%	178
	All program completers, 2010-11	28	28	100%	179	171	865	864	100%	178
	All program completers, 2009-10	34	34	100%	179	171	947	947	100%	178


**Single Assessment Institution-Level Pass Rate Data: Traditional Teacher Preparation Program Within IHE**

	<b>HEOA - Title II 2011 - 2012 Academic Year</b>	
	<b>Institution Name</b>	WESTERN CONNECTICUT STATE UNIV
	<b>Institution Code</b>	3350
	<b>State</b>	Connecticut


March 30, 2013

Assessment Information <sup>1</sup>	Group	Number Taking Assessment	Number Passing Assessment	Institutional Pass Rate	Institutional Average Scaled Score	Assessment Cut Score <sup>2</sup>	Statewide			
							Number Taking Assessment	Number Passing Assessment	Statewide Pass Rate	Statewide Average Scaled Score
<b>PRAXIS I READING (0710)</b>  Test Company: ETS Score Range: 150-190	All enrolled students who have completed all nonclinical courses, 2011-12	89	89	100%	179	172	346	346	100%	179
	Other enrolled students, 2011-12	2				172	1660	1632	98%	178
	All program completers, 2011-12	38	38	100%	178	172	968	968	100%	179
	All program completers, 2010-11	28	28	100%	179	172	853	853	100%	179
	All program completers, 2009-10	34	34	100%	179	172	936	936	100%	179
<b>PRAXIS I WRITING (0720)</b>  Test Company: ETS Score Range: 150-190	All enrolled students who have completed all nonclinical courses, 2011-12	89	89	100%	177	171	345	344	100%	177
	Other enrolled students, 2011-12	2				171	1653	1635	99%	176
	All program completers, 2011-12	37	36	97%	176	171	962	960	100%	176
	All program completers, 2010-11	28	28	100%	176	171	848	848	100%	177
	All program completers, 2009-10	34	34	100%	177	171	931	930	100%	177
<b>SE CK AND MILD TO MODERATE APPL (0543)</b>  Test Company: ETS Score Range: 100-200	All enrolled students who have completed all nonclinical courses, 2011-12						11	10	91%	182
	Other enrolled students, 2011-12						98	90	92%	174
	All program completers, 2011-12						118	117	99%	177
	All program completers, 2010-11						52	51	98%	176
	All program completers, 2009-10						1			
<b>SOCIAL STUDIES CONTENT KNOWLEDGE (0081)</b>  Test Company: ETS Score Range: 100-200	All enrolled students who have completed all nonclinical courses, 2011-12	5				162	60	51	85%	171
	Other enrolled students, 2011-12						118	76	64%	166
	All program completers, 2011-12	3				162	164	151	92%	171
	All program completers, 2010-11	1				162	157	145	92%	171
	All program completers, 2009-10	4				162	167	159	95%	171

**Single Assessment Institution-Level Pass Rate Data: Traditional Teacher Preparation Program Within IHE**

		<b>HEOA - Title II 2011 - 2012 Academic Year</b>									
<b>Institution Name</b>	WESTERN CONNECTICUT STATE UNIV										
<b>Institution Code</b>	3350										
<b>State</b>	Connecticut										
							March 30, 2013				
Assessment Information <sup>1</sup>	Group	Number Taking Assessment	Number Passing Assessment	Institutional Pass Rate	Institutional Average Scaled Score	Assessment Cut Score <sup>2</sup>	Statewide				
							Number Taking Assessment	Number Passing Assessment	Statewide Pass Rate	Statewide Average Scaled Score	
<b>TECHNOLOGY EDUCATION II (0051)</b>  Test Company: ETS Score Range: 100-200	All enrolled students who have completed all nonclinical courses, 2011-12						4				
	Other enrolled students, 2011-12						2				
	All program completers, 2011-12						7				
	All program completers, 2010-11										
	All program completers, 2009-10							1			
<b>TECHNOLOGY EDUCATION (0050)</b>  Test Company: ETS Score Range: 250-990	All enrolled students who have completed all nonclinical courses, 2011-12						2				
	Other enrolled students, 2011-12						3				
	All program completers, 2011-12						7				
	All program completers, 2010-11						20	20	100%	668	
	All program completers, 2009-10						13	13	100%	679	
<b>FOUNDATIONS OF READING (ESP0090)</b>  Test Company: E.S. Pearson* Score Range: 100-300	All enrolled students who have completed all nonclinical courses, 2011-12	47	44	94%	255	240	181	158	87%	257	
	Other enrolled students, 2011-12						497	395	79%	252	
	All program completers, 2011-12	16	12	75%	247	240	832	813	98%	260	
	All program completers, 2010-11	25	24	96%	259	240	730	711	97%	260	
	All program completers, 2009-10	20	20	100%	253	240	740	729	99%	258	
<b>OPI FRENCH (ACT1006)</b>  Test Company: ACTFL* Score Range: 1-10	All enrolled students who have completed all nonclinical courses, 2011-12						2				
	Other enrolled students, 2011-12						5				
	All program completers, 2011-12						6				
	All program completers, 2010-11						2				
	All program completers, 2009-10						2				


**Single Assessment Institution-Level Pass Rate Data: Traditional Teacher Preparation Program Within IHE**

	<b>HEOA - Title II 2011 - 2012 Academic Year</b>	
	<b>Institution Name</b>	WESTERN CONNECTICUT STATE UNIV
	<b>Institution Code</b>	3350
	<b>State</b>	Connecticut


March 30, 2013

Assessment Information <sup>1</sup>	Group	Number Taking Assessment	Number Passing Assessment	Institutional Pass Rate	Institutional Average Scaled Score	Assessment Cut Score <sup>2</sup>	Statewide				
							Number Taking Assessment	Number Passing Assessment	Statewide Pass Rate	Statewide Average Scaled Score	
<b>OPI GERMAN (ACT1007)</b>  Test Company: ACTFL* Score Range: 1-10	All enrolled students who have completed all nonclinical courses, 2011-12										
	Other enrolled students, 2011-12						2				
	All program completers, 2011-12										
	All program completers, 2010-11										
	All program completers, 2009-10										
<b>OPI ITALIAN (ACT1010)</b>  Test Company: ACTFL* Score Range: 1-10	All enrolled students who have completed all nonclinical courses, 2011-12										
	Other enrolled students, 2011-12						2				
	All program completers, 2011-12						1				
	All program completers, 2010-11						1				
	All program completers, 2009-10						2				
<b>OPI JAPANESE (ACT1011)</b>  Test Company: ACTFL* Score Range: 1-10	All enrolled students who have completed all nonclinical courses, 2011-12										
	Other enrolled students, 2011-12						1				
	All program completers, 2011-12										
	All program completers, 2010-11										
	All program completers, 2009-10										
<b>OPI SPANISH (ACT1018)</b>  Test Company: ACTFL* Score Range: 1-10	All enrolled students who have completed all nonclinical courses, 2011-12	1				6	9				
	Other enrolled students, 2011-12						17	17	100%	7	
	All program completers, 2011-12						26	26	100%	7	
	All program completers, 2010-11	1				6	33	32	97%	7	
	All program completers, 2009-10						29	29	100%	7	

**Single Assessment Institution-Level Pass Rate Data: Traditional Teacher Preparation Program Within IHE**

		<b>HEOA - Title II 2011 - 2012 Academic Year</b>								
<b>Institution Name</b>		WESTERN CONNECTICUT STATE UNIV								
<b>Institution Code</b>		3350								
<b>State</b>		Connecticut								
							March 30, 2013			
Assessment Information <sup>1</sup>	Group	Number Taking Assessment	Number Passing Assessment	Institutional Pass Rate	Institutional Average Scaled Score	Assessment Cut Score <sup>2</sup>	Statewide			
							Number Taking Assessment	Number Passing Assessment	Statewide Pass Rate	Statewide Average Scaled Score
<b>OPIC SPANISH (ACT3002)</b>  Test Company: ACTFL* Score Range: 1-10	All enrolled students who have completed all nonclinical courses, 2011-12									
	Other enrolled students, 2011-12									
	All program completers, 2011-12						1			
	All program completers, 2010-11									
	All program completers, 2009-10									
<b>WPT FRENCH (ACT2005)</b>  Test Company: ACTFL* Score Range: 1-10	All enrolled students who have completed all nonclinical courses, 2011-12						1			
	Other enrolled students, 2011-12						4			
	All program completers, 2011-12						6			
	All program completers, 2010-11						2			
	All program completers, 2009-10						2			
<b>WPT GERMAN (ACT2006)</b>  Test Company: ACTFL* Score Range: 1-10	All enrolled students who have completed all nonclinical courses, 2011-12									
	Other enrolled students, 2011-12						1			
	All program completers, 2011-12									
	All program completers, 2010-11									
	All program completers, 2009-10									
<b>WPT ITALIAN (ACT2009)</b>  Test Company: ACTFL* Score Range: 1-10	All enrolled students who have completed all nonclinical courses, 2011-12									
	Other enrolled students, 2011-12						2			
	All program completers, 2011-12						1			
	All program completers, 2010-11						1			
	All program completers, 2009-10						2			

**Single Assessment Institution-Level Pass Rate Data: Traditional Teacher Preparation Program Within IHE**

	<b>HEOA - Title II 2011 - 2012 Academic Year</b>
	<b>Institution Name</b> WESTERN CONNECTICUT STATE UNIV
	<b>Institution Code</b> 3350
	<b>State</b> Connecticut

March 30, 2013

Assessment Information <sup>1</sup>	Group	Number Taking Assessment	Number Passing Assessment	Institutional Pass Rate	Institutional Average Scaled Score	Assessment Cut Score <sup>2</sup>	Statewide			
							Number Taking Assessment	Number Passing Assessment	Statewide Pass Rate	Statewide Average Scaled Score
WPT SPANISH (ACT2015)  Test Company: ACTFL* Score Range: 1-10	All enrolled students who have completed all nonclinical courses, 2011-12	1				6	8			
	Other enrolled students, 2011-12						19	19	100%	7
	All program completers, 2011-12						29	29	100%	7
	All program completers, 2010-11	1				6	33	32	97%	7
	All program completers, 2009-10						29	29	100%	7

<sup>1</sup>Tests with multiple delivery options (computer, paper, etc.) will be noted with the assessment code for the paper format only.

<sup>2</sup>Cut scores may vary for groups depending upon when the cut scores are established by the state and when each group completed their teacher certification or licensure assessment.

\*Questions regarding tests listed by this testing company must be addressed to your state Title II Coordinator.