



Single Assessment Institution-Level Pass Rate Data: Traditional Teacher Preparation Program Within IHE

	HEOA - Title II 2009 - 2010 Academic Year	
	Institution Name	WESTERN CONNECTICUT STATE UNIV
	Institution Code	3350
	State	Connecticut

April 25, 2011

Assessment Information ¹	Group	Number Taking Assessment	Number Passing Assessment	Institutional Pass Rate	Institutional Average Scaled Score	Assessment Cut Score ²	Statewide			
							Number Taking Assessment	Number Passing Assessment	Statewide Pass Rate	Statewide Average Scaled Score
ART CONTENT KNOWLEDGE (0133) Test Company: ETS Score Range: 100-200	All enrolled students who have completed all nonclinical courses, 2009-10									
	Other enrolled students, 2009-10						18	13	72%	167
	All program completers, 2009-10						38	38	100%	173
	All program completers, 2008-09						52	51	98%	176
	All program completers, 2007-08						58	58	100%	174
ART CONTENT TRAD CRITIC AESTHETICS (0132) Test Company: ETS Score Range: 100-200	All enrolled students who have completed all nonclinical courses, 2009-10									
	Other enrolled students, 2009-10						18	18	100%	146
	All program completers, 2009-10						38	38	100%	148
	All program completers, 2008-09						51	51	100%	150
	All program completers, 2007-08						58	58	100%	148
ART MAKING (0131) Test Company: ETS Score Range: 100-200	All enrolled students who have completed all nonclinical courses, 2009-10									
	Other enrolled students, 2009-10						18	15	83%	158
	All program completers, 2009-10						38	37	97%	164
	All program completers, 2008-09						51	51	100%	166
	All program completers, 2007-08						58	58	100%	163
BIOLOGY CONTENT KNOWLEDGE (0235) Test Company: ETS Score Range: 100-200	All enrolled students who have completed all nonclinical courses, 2009-10						6			
	Other enrolled students, 2009-10	8				152	69	65	94%	168
	All program completers, 2009-10	4				152	55	55	100%	166
	All program completers, 2008-09	3				152	64	64	100%	168
	All program completers, 2007-08	1				152	60	60	100%	166

Single Assessment Institution-Level Pass Rate Data: Traditional Teacher Preparation Program Within IHE


	HEOA - Title II 2009 - 2010 Academic Year
	Institution Name
	Institution Code
	State

WESTERN CONNECTICUT STATE UNIV
3350
Connecticut


April 25, 2011

Assessment Information ¹	Group	Number Taking Assessment	Number Passing Assessment	Institutional Pass Rate	Institutional Average Scaled Score	Assessment Cut Score ²	Statewide			
							Number Taking Assessment	Number Passing Assessment	Statewide Pass Rate	Statewide Average Scaled Score
BUSINESS EDUCATION (0100) Test Company: ETS Score Range: 250-990	All enrolled students who have completed all nonclinical courses, 2009-10						12	12	100%	654
	Other enrolled students, 2009-10						15	14	93%	674
	All program completers, 2009-10						19	19	100%	668
	All program completers, 2008-09						12	12	100%	660
	All program completers, 2007-08						19	19	100%	662
CHEMISTRY CONTENT ESSAYS (0242) Test Company: ETS Score Range: 100-200	All enrolled students who have completed all nonclinical courses, 2009-10						2			
	Other enrolled students, 2009-10						9			
	All program completers, 2009-10						5			
	All program completers, 2008-09						8			
	All program completers, 2007-08						6			
CHEMISTRY CONTENT KNOWLEDGE II (0245) Test Company: ETS Score Range: 100-200	All enrolled students who have completed all nonclinical courses, 2009-10						2			
	Other enrolled students, 2009-10						12	10	83%	169
	All program completers, 2009-10						5			
	All program completers, 2008-09						8			
	All program completers, 2007-08						6			
EARLY CHILDHOOD CONTENT KNOWLEDGE (0022) Test Company: ETS Score Range: 100-200	All enrolled students who have completed all nonclinical courses, 2009-10						4			
	Other enrolled students, 2009-10						35	35	100%	177
	All program completers, 2009-10						62	62	100%	177
	All program completers, 2008-09						90	90	100%	179
	All program completers, 2007-08						33	33	100%	179

Single Assessment Institution-Level Pass Rate Data: Traditional Teacher Preparation Program Within IHE

		HEOA - Title II 2009 - 2010 Academic Year								
Institution Name		WESTERN CONNECTICUT STATE UNIV								
Institution Code		3350								
State		Connecticut								
							<i>April 25, 2011</i>			
Assessment Information ¹	Group	Number Taking Assessment	Number Passing Assessment	Institutional Pass Rate	Institutional Average Scaled Score	Assessment Cut Score ²	Statewide			
							Number Taking Assessment	Number Passing Assessment	Statewide Pass Rate	Statewide Average Scaled Score
EARTH AND SPACE SCIENCES - CONTENT KNOWLEDGE (0571) Test Company: ETS Score Range: 100-200	All enrolled students who have completed all nonclinical courses, 2009-10									
	Other enrolled students, 2009-10						6			
	All program completers, 2009-10	1				157	8			
	All program completers, 2008-09	2				157	13	13	100%	174
	All program completers, 2007-08						5			
ED OF EXCEPTIONAL STUDENTS: CORE CK (0353) Test Company: ETS Score Range: 100-200	All enrolled students who have completed all nonclinical courses, 2009-10						13	12	92%	179
	Other enrolled students, 2009-10						119	115	97%	176
	All program completers, 2009-10						133	131	98%	176
	All program completers, 2008-09						153	153	100%	176
	All program completers, 2007-08						142	142	100%	177
EDUCATION OF YOUNG CHILDREN (0021) Test Company: ETS Score Range: 100-200	All enrolled students who have completed all nonclinical courses, 2009-10						4			
	Other enrolled students, 2009-10						34	34	100%	183
	All program completers, 2009-10						62	62	100%	185
	All program completers, 2008-09						90	90	100%	185
	All program completers, 2007-08						39	38	97%	186
ELEM ED CONTENT AREA EXERCISES (0012) Test Company: ETS Score Range: 100-200	All enrolled students who have completed all nonclinical courses, 2009-10						92	88	96%	160
	Other enrolled students, 2009-10	24	23	96%	159	148	242	231	95%	160
	All program completers, 2009-10	20	20	100%	157	148	684	683	100%	160
	All program completers, 2008-09	35	35	100%	159	148	833	832	100%	161
	All program completers, 2007-08	47	47	100%	159	148	886	885	100%	161

Single Assessment Institution-Level Pass Rate Data: Traditional Teacher Preparation Program Within IHE


	HEOA - Title II 2009 - 2010 Academic Year
	Institution Name
	Institution Code
	State

WESTERN CONNECTICUT STATE UNIV
3350
Connecticut

April 25, 2011

Assessment Information ¹	Group	Number Taking Assessment	Number Passing Assessment	Institutional Pass Rate	Institutional Average Scaled Score	Assessment Cut Score ²	Statewide			
							Number Taking Assessment	Number Passing Assessment	Statewide Pass Rate	Statewide Average Scaled Score
ELEM ED CURR INSTRUC ASSESSMENT (0011) Test Company: ETS Score Range: 100-200	All enrolled students who have completed all nonclinical courses, 2009-10						92	86	93%	180
	Other enrolled students, 2009-10	23	22	96%	179	163	249	226	91%	179
	All program completers, 2009-10	20	20	100%	179	163	684	681	100%	180
	All program completers, 2008-09	35	33	94%	175	163	833	828	99%	179
	All program completers, 2007-08	47	47	100%	178	163	889	888	100%	179
ENG LANG LIT COMP CONTENT KNOWLEDGE (0041) Test Company: ETS Score Range: 100-200	All enrolled students who have completed all nonclinical courses, 2009-10						35	25	71%	178
	Other enrolled students, 2009-10	4				172	128	97	76%	179
	All program completers, 2009-10	3				172	173	164	95%	182
	All program completers, 2008-09	9				172	167	165	99%	183
	All program completers, 2007-08	4				172	161	160	99%	182
ENG LANG LIT COMP ESSAYS (0042) Test Company: ETS Score Range: 100-200	All enrolled students who have completed all nonclinical courses, 2009-10						34	30	88%	162
	Other enrolled students, 2009-10	3				160	125	93	74%	161
	All program completers, 2009-10	3				160	174	166	95%	164
	All program completers, 2008-09	9				160	167	162	97%	164
	All program completers, 2007-08	4				160	161	158	98%	165
FAMILY AND CONSUMER SCIENCES II (0121) Test Company: ETS Score Range: 100-200	All enrolled students who have completed all nonclinical courses, 2009-10						1			
	Other enrolled students, 2009-10						4			
	All program completers, 2009-10						7			
	All program completers, 2008-09									
	All program completers, 2007-08									


Single Assessment Institution-Level Pass Rate Data: Traditional Teacher Preparation Program Within IHE

	HEOA - Title II 2009 - 2010 Academic Year
	Institution Name WESTERN CONNECTICUT STATE UNIV
	Institution Code 3350
	State Connecticut

April 25, 2011

Assessment Information ¹	Group	Number Taking Assessment	Number Passing Assessment	Institutional Pass Rate	Institutional Average Scaled Score	Assessment Cut Score ²	Statewide			
							Number Taking Assessment	Number Passing Assessment	Statewide Pass Rate	Statewide Average Scaled Score
FAMILY AND CONSUMER SCIENCES (0120) Test Company: ETS Score Range: 250-990	All enrolled students who have completed all nonclinical courses, 2009-10									
	Other enrolled students, 2009-10									
	All program completers, 2009-10									
	All program completers, 2008-09						1			
	All program completers, 2007-08						1			
GENERAL SCI CONTENT KNOWLEDGE (0435) Test Company: ETS Score Range: 100-200	All enrolled students who have completed all nonclinical courses, 2009-10						6			
	Other enrolled students, 2009-10						13	12	92%	169
	All program completers, 2009-10						14	14	100%	167
	All program completers, 2008-09						12	12	100%	168
	All program completers, 2007-08						16	16	100%	166
GENERAL SCIENCE CONTENT ESSAYS (0433) Test Company: ETS Score Range: 100-200	All enrolled students who have completed all nonclinical courses, 2009-10						6			
	Other enrolled students, 2009-10						12	9	75%	148
	All program completers, 2009-10						14	14	100%	155
	All program completers, 2008-09						11	10	91%	153
	All program completers, 2007-08						16	16	100%	154
HEALTH EDUCATION (0550) Test Company: ETS Score Range: 250-990	All enrolled students who have completed all nonclinical courses, 2009-10									
	Other enrolled students, 2009-10	1				680	1			
	All program completers, 2009-10	3				680	4			
	All program completers, 2008-09	2				680	5			
	All program completers, 2007-08	3				680	5			

Single Assessment Institution-Level Pass Rate Data: Traditional Teacher Preparation Program Within IHE


	HEOA - Title II 2009 - 2010 Academic Year
	Institution Name
	Institution Code
	State

WESTERN CONNECTICUT STATE UNIV
3350
Connecticut

April 25, 2011

Assessment Information ¹	Group	Number Taking Assessment	Number Passing Assessment	Institutional Pass Rate	Institutional Average Scaled Score	Assessment Cut Score ²	Statewide			
							Number Taking Assessment	Number Passing Assessment	Statewide Pass Rate	Statewide Average Scaled Score
MATHEMATICS: CONTENT KNOWLEDGE (0061) Test Company: ETS Score Range: 100-200	All enrolled students who have completed all nonclinical courses, 2009-10						11	9	82%	156
	Other enrolled students, 2009-10	4				137	92	80	87%	152
	All program completers, 2009-10	4				137	85	83	98%	153
	All program completers, 2008-09	10	10	100%	152	137	101	101	100%	153
	All program completers, 2007-08	4				137	104	102	98%	155
MIDDLE SCHOOL ENGLISH LANGUAGE ARTS (0049) Test Company: ETS Score Range: 100-200	All enrolled students who have completed all nonclinical courses, 2009-10						1			
	Other enrolled students, 2009-10									
	All program completers, 2009-10						4			
	All program completers, 2008-09						8			
	All program completers, 2007-08						5			
MIDDLE SCHOOL MATHEMATICS (0069) Test Company: ETS Score Range: 100-200	All enrolled students who have completed all nonclinical courses, 2009-10						5			
	Other enrolled students, 2009-10						2			
	All program completers, 2009-10						6			
	All program completers, 2008-09						6			
	All program completers, 2007-08						7			
MIDDLE SCHOOL SCIENCE (0439) Test Company: ETS Score Range: 100-200	All enrolled students who have completed all nonclinical courses, 2009-10									
	Other enrolled students, 2009-10									
	All program completers, 2009-10						2			
	All program completers, 2008-09						2			
	All program completers, 2007-08						2			


Single Assessment Institution-Level Pass Rate Data: Traditional Teacher Preparation Program Within IHE

	HEOA - Title II 2009 - 2010 Academic Year
	Institution Name WESTERN CONNECTICUT STATE UNIV
	Institution Code 3350
	State Connecticut

April 25, 2011

Assessment Information ¹	Group	Number Taking Assessment	Number Passing Assessment	Institutional Pass Rate	Institutional Average Scaled Score	Assessment Cut Score ²	Statewide			
							Number Taking Assessment	Number Passing Assessment	Statewide Pass Rate	Statewide Average Scaled Score
MIDDLE SCHOOL SOCIAL STUDIES (0089) Test Company: ETS Score Range: 100-200	All enrolled students who have completed all nonclinical courses, 2009-10									
	Other enrolled students, 2009-10						1			
	All program completers, 2009-10						4			
	All program completers, 2008-09						1			
	All program completers, 2007-08						2			
MUSIC CONCEPTS AND PROCESSES (0111) Test Company: ETS Score Range: 100-200	All enrolled students who have completed all nonclinical courses, 2009-10						1			
	Other enrolled students, 2009-10	5				150	27	26	96%	165
	All program completers, 2009-10	7				150	34	34	100%	164
	All program completers, 2008-09	15	15	100%	167	150	67	67	100%	167
	All program completers, 2007-08	17	17	100%	162	150	59	59	100%	161
MUSIC CONTENT KNOWLEDGE (0113) Test Company: ETS Score Range: 100-200	All enrolled students who have completed all nonclinical courses, 2009-10						1			
	Other enrolled students, 2009-10	5				153	27	26	96%	173
	All program completers, 2009-10	7				153	34	34	100%	175
	All program completers, 2008-09	15	15	100%	176	153	67	67	100%	173
	All program completers, 2007-08	17	17	100%	168	153	59	59	100%	172
PHYSICAL ED ANALYSIS AND DESIGN (0092) Test Company: ETS Score Range: 100-200	All enrolled students who have completed all nonclinical courses, 2009-10						4			
	Other enrolled students, 2009-10						16	16	100%	162
	All program completers, 2009-10						91	91	100%	164
	All program completers, 2008-09						109	109	100%	164
	All program completers, 2007-08						97	97	100%	164


Single Assessment Institution-Level Pass Rate Data: Traditional Teacher Preparation Program Within IHE

	HEOA - Title II 2009 - 2010 Academic Year	
	Institution Name	WESTERN CONNECTICUT STATE UNIV
	Institution Code	3350
	State	Connecticut

April 25, 2011


Assessment Information ¹	Group	Number Taking Assessment	Number Passing Assessment	Institutional Pass Rate	Institutional Average Scaled Score	Assessment Cut Score ²	Statewide			
							Number Taking Assessment	Number Passing Assessment	Statewide Pass Rate	Statewide Average Scaled Score
PHYSICAL ED: CONTENT KNOWLEDGE (0091) Test Company: ETS Score Range: 100-200	All enrolled students who have completed all nonclinical courses, 2009-10						4			
	Other enrolled students, 2009-10						18	14	78%	160
	All program completers, 2009-10						91	89	98%	162
	All program completers, 2008-09						110	109	99%	162
	All program completers, 2007-08						98	98	100%	162
PHYSICS CONTENT ESSAYS (0262) Test Company: ETS Score Range: 100-200	All enrolled students who have completed all nonclinical courses, 2009-10									
	Other enrolled students, 2009-10						6			
	All program completers, 2009-10						1			
	All program completers, 2008-09						6			
	All program completers, 2007-08						3			
PHYSICS CONTENT KNOWLEDGE II (0265) Test Company: ETS Score Range: 100-200	All enrolled students who have completed all nonclinical courses, 2009-10									
	Other enrolled students, 2009-10						8			
	All program completers, 2009-10						1			
	All program completers, 2008-09						6			
	All program completers, 2007-08						3			
PRAXIS I MATHEMATICS (0730) Test Company: ETS Score Range: 150-190	All enrolled students who have completed all nonclinical courses, 2009-10						133	133	100%	178
	Other enrolled students, 2009-10	60	57	95%	178	171	1895	1861	98%	178
	All program completers, 2009-10	34	34	100%	179	171	935	934	100%	178
	All program completers, 2008-09	55	55	100%	178	171	1018	1016	100%	178
	All program completers, 2007-08	64	64	100%	179	171	1121	1119	100%	178

Single Assessment Institution-Level Pass Rate Data: *Traditional Teacher Preparation Program Within IHE*


		HEOA - Title II 2009 - 2010 Academic Year									
Institution Name		WESTERN CONNECTICUT STATE UNIV									
Institution Code		3350									
State		Connecticut									
							Statewide				
Assessment Information ¹	Group	Number Taking Assessment	Number Passing Assessment	Institutional Pass Rate	Institutional Average Scaled Score	Assessment Cut Score ²	Number Taking Assessment	Number Passing Assessment	Statewide Pass Rate	Statewide Average Scaled Score	
PRAXIS I READING (0710) Test Company: ETS Score Range: 150-190	All enrolled students who have completed all nonclinical courses, 2009-10						131	131	100%	179	
	Other enrolled students, 2009-10	60	58	97%	178	172	1883	1856	99%	178	
	All program completers, 2009-10	34	34	100%	179	172	924	924	100%	179	
	All program completers, 2008-09	55	55	100%	179	172	1006	1004	100%	179	
	All program completers, 2007-08	64	63	98%	179	172	1112	1105	99%	179	
PRAXIS I WRITING (0720) Test Company: ETS Score Range: 150-190	All enrolled students who have completed all nonclinical courses, 2009-10						131	131	100%	176	
	Other enrolled students, 2009-10	60	58	97%	175	171	1883	1863	99%	176	
	All program completers, 2009-10	34	34	100%	177	171	919	918	100%	177	
	All program completers, 2008-09	55	55	100%	176	171	1003	1002	100%	176	
	All program completers, 2007-08	64	64	100%	176	171	1104	1103	100%	176	
SOCIAL STUDIES: CONTENT KNOWLEDGE (0081) Test Company: ETS Score Range: 100-200	All enrolled students who have completed all nonclinical courses, 2009-10						16	11	69%	171	
	Other enrolled students, 2009-10	5				162	135	94	70%	168	
	All program completers, 2009-10	4				162	163	149	91%	171	
	All program completers, 2008-09	2				162	185	183	99%	172	
	All program completers, 2007-08	8				162	174	171	98%	173	
TECHNOLOGY EDUCATION (0050) Test Company: ETS Score Range: 250-990	All enrolled students who have completed all nonclinical courses, 2009-10										
	Other enrolled students, 2009-10						14	14	100%	679	
	All program completers, 2009-10						14	13	93%	676	
	All program completers, 2008-09						13	13	100%	678	
	All program completers, 2007-08						16	16	100%	688	

April 25, 2011

Single Assessment Institution-Level Pass Rate Data: Traditional Teacher Preparation Program Within IHE

		HEOA - Title II 2009 - 2010 Academic Year									
Institution Name	WESTERN CONNECTICUT STATE UNIV										
Institution Code	3350										
State	Connecticut										
							<i>April 25, 2011</i>				
Assessment Information ¹	Group	Number Taking Assessment	Number Passing Assessment	Institutional Pass Rate	Institutional Average Scaled Score	Assessment Cut Score ²	Statewide				
							Number Taking Assessment	Number Passing Assessment	Statewide Pass Rate	Statewide Average Scaled Score	
FOUNDATIONS OF READING (ESP0999) Test Company: E.S. Pearson* Score Range: 100-300	All enrolled students who have completed all nonclinical courses, 2009-10						91	82	90%	257	
	Other enrolled students, 2009-10	28	22	79%	252	240	773	668	86%	256	
	All program completers, 2009-10	20	20	100%	253	240	739	724	98%	258	
	All program completers, 2008-09	1				240	12	6	50%	241	
	All program completers, 2007-08										
OPI FRENCH (ACT1006) Test Company: ACTFL* Score Range: 1-10	All enrolled students who have completed all nonclinical courses, 2009-10										
	Other enrolled students, 2009-10						1				
	All program completers, 2009-10						1				
	All program completers, 2008-09										
	All program completers, 2007-08										
OPI ITALIAN (ACT1010) Test Company: ACTFL* Score Range: 1-10	All enrolled students who have completed all nonclinical courses, 2009-10										
	Other enrolled students, 2009-10						1				
	All program completers, 2009-10						1				
	All program completers, 2008-09										
	All program completers, 2007-08										
OPI SPANISH (ACT1018) Test Company: ACTFL* Score Range: 1-10	All enrolled students who have completed all nonclinical courses, 2009-10						1				
	Other enrolled students, 2009-10						11	11	100%	8	
	All program completers, 2009-10						10	10	100%	7	
	All program completers, 2008-09										
	All program completers, 2007-08										

Single Assessment Institution-Level Pass Rate Data: Traditional Teacher Preparation Program Within IHE

	HEOA - Title II 2009 - 2010 Academic Year	
	Institution Name	WESTERN CONNECTICUT STATE UNIV
	Institution Code	3350
	State	Connecticut

April 25, 2011

Assessment Information ¹	Group	Number Taking Assessment	Number Passing Assessment	Institutional Pass Rate	Institutional Average Scaled Score	Assessment Cut Score ²	Statewide			
							Number Taking Assessment	Number Passing Assessment	Statewide Pass Rate	Statewide Average Scaled Score
WPT FRENCH (ACT2005) Test Company: ACTFL* Score Range: 1-10	All enrolled students who have completed all nonclinical courses, 2009-10									
	Other enrolled students, 2009-10						1			
	All program completers, 2009-10						1			
	All program completers, 2008-09									
	All program completers, 2007-08									
WPT GERMAN (ACT2006) Test Company: ACTFL* Score Range: 1-10	All enrolled students who have completed all nonclinical courses, 2009-10									
	Other enrolled students, 2009-10						1			
	All program completers, 2009-10									
	All program completers, 2008-09									
	All program completers, 2007-08									
WPT ITALIAN (ACT2009) Test Company: ACTFL* Score Range: 1-10	All enrolled students who have completed all nonclinical courses, 2009-10									
	Other enrolled students, 2009-10						1			
	All program completers, 2009-10						1			
	All program completers, 2008-09									
	All program completers, 2007-08									
WPT SPANISH (ACT2015) Test Company: ACTFL* Score Range: 1-10	All enrolled students who have completed all nonclinical courses, 2009-10						1			
	Other enrolled students, 2009-10						11	11	100%	7
	All program completers, 2009-10						10	10	100%	7
	All program completers, 2008-09									
	All program completers, 2007-08									

¹Tests with multiple delivery options (computer, paper, etc.) will be noted with the assessment code for the paper format only.

²Cut scores may vary for groups depending upon when the cut scores are established by the state and when each group completed their teacher certification or licensure assessment.

*Questions regarding tests listed by this testing company must be addressed to your state Title II Coordinator.